

# Humboldt County COVID-19 Dashboard

## Overall Alert Level

**2**

Follow local and state health orders and guidance.

<b>Level 1</b>	New Normal - Cases are somewhat sporadic, and contact tracing can be used to control the virus. Take everyday enhanced precautions.
<b>Level 2</b>	Moderate Risk - Moderate number of cases with majority of cases from a known source. Increase efforts to limit personal exposure.
<b>Level 3</b>	High Risk - Many cases with conditions for community spread, with many undetected cases likely. Limit everyday activities to increase safety.
<b>Level 4</b>	Very High Risk - Widespread outbreak that is growing with many undetected cases. Take strong measures to limit all contact.

The Overall Alert Level is based on the highest level of the following categories:

<b>2</b>	<b>1</b>	<b>2</b>
----------	----------	----------

Spread of COVID-19 Illness

Health Care System Capacity

Effectiveness of Disease Control

## Cumulative Totals

<b>26,372</b>	<b>473</b>	<b>26</b>	<b>410</b>	<b>6</b>
---------------	------------	-----------	------------	----------

Tests

Confirmed Cases

Hospitalizations

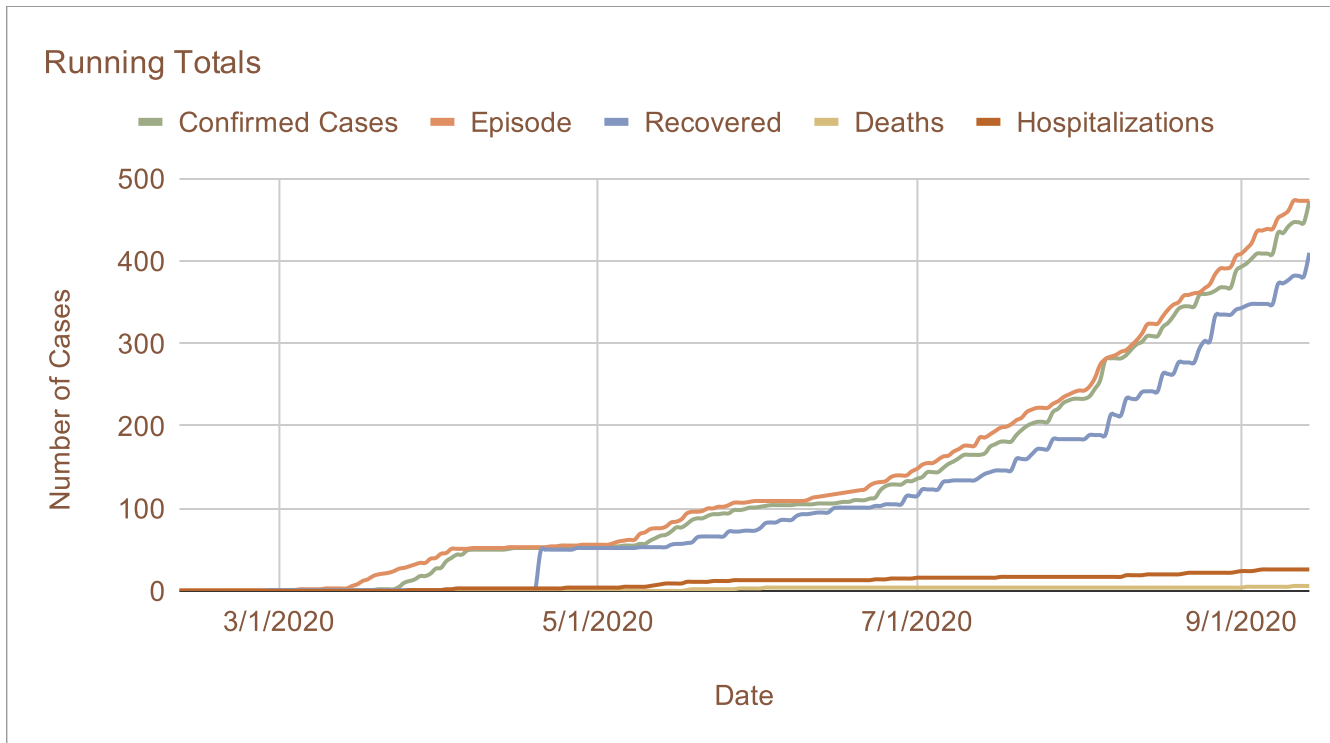
Recovered

Deaths

Daily Data - Last Updated: 9/14/2020

Daily Totals

605	26	0
Tests	Confirmed Cases	Deaths



Public Health Laboratory Info

Supply capacity 7,400

Testing capacity 175

Turnaround time 24-72 Hrs

2.90%

Positivity Rate

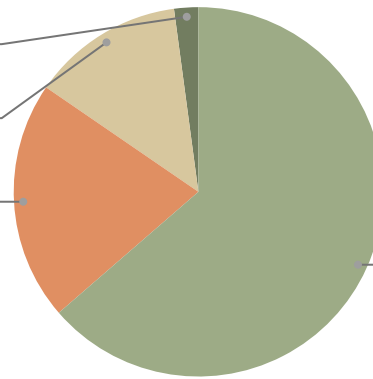
(Over Past Week)

### Transmission Type

Under Investigation  
2.1%

Community Transmission  
13.3%

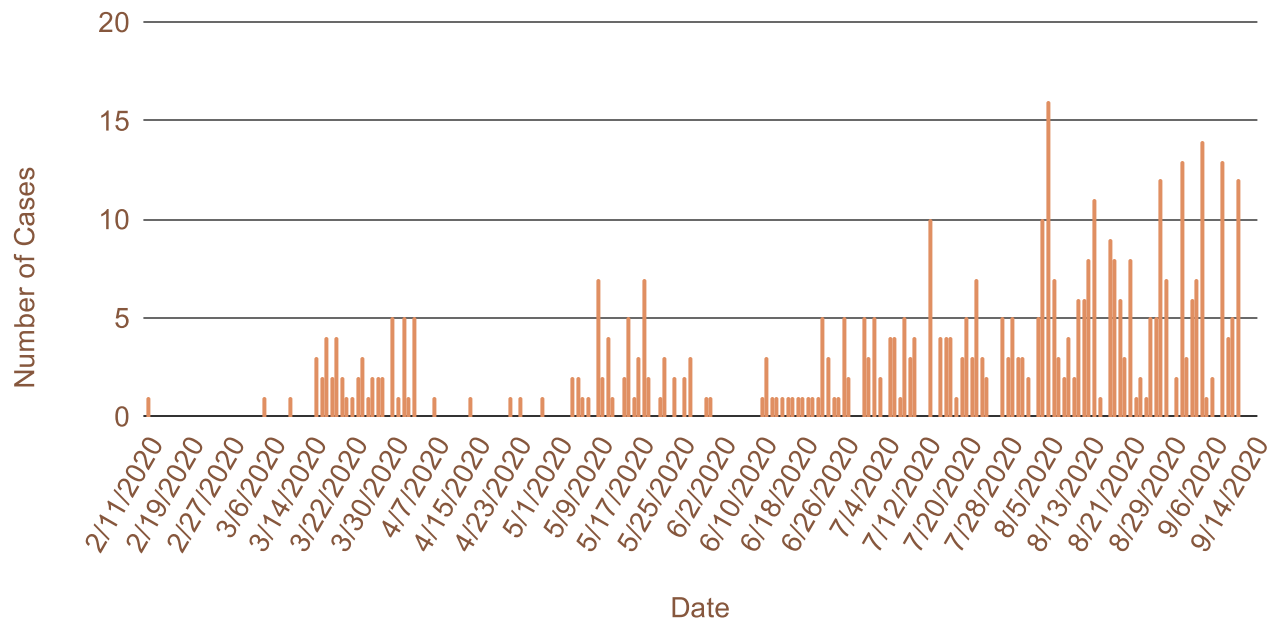
Travel-Acquired  
20.9%



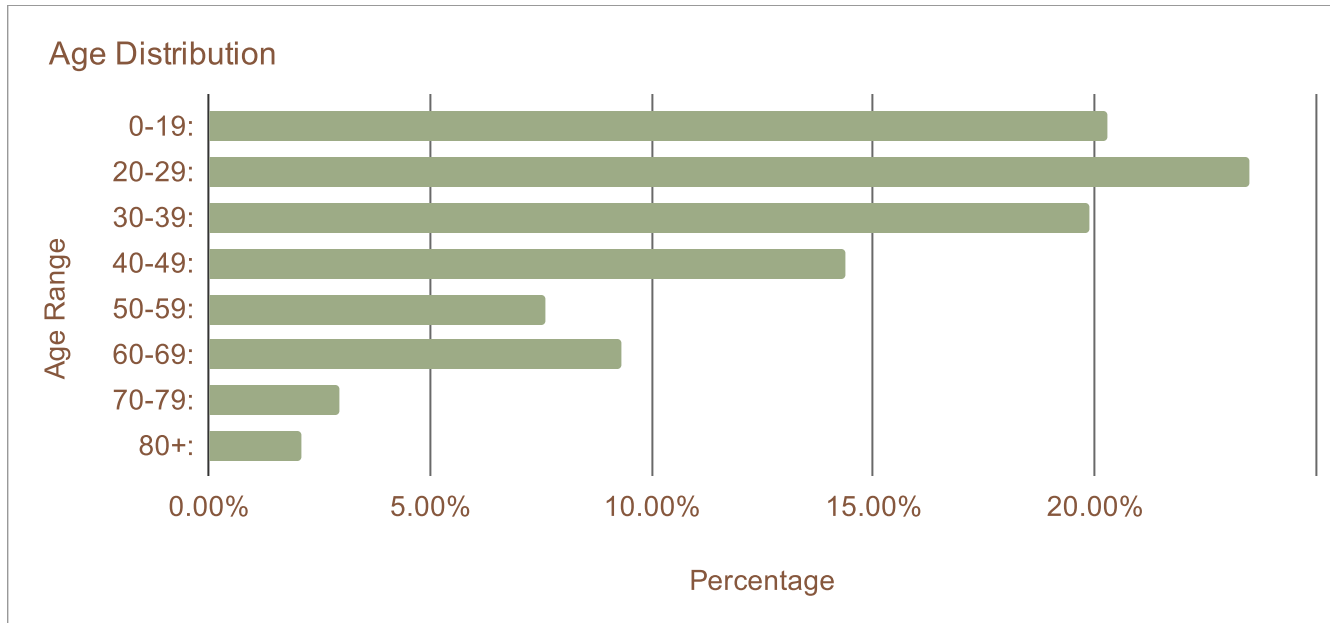
Contact to a Known Case

63.6%

### Epidemiological Curve by Episode



Weekly Data - Last Updated: 9/14/2020



Cumulative Positive Test Rate  
since 2/11/2020

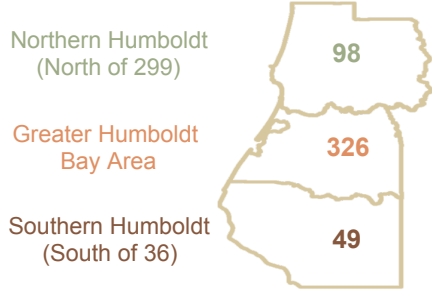
**1.79%**

Current Infection (Diagnostic)

**1.80%**

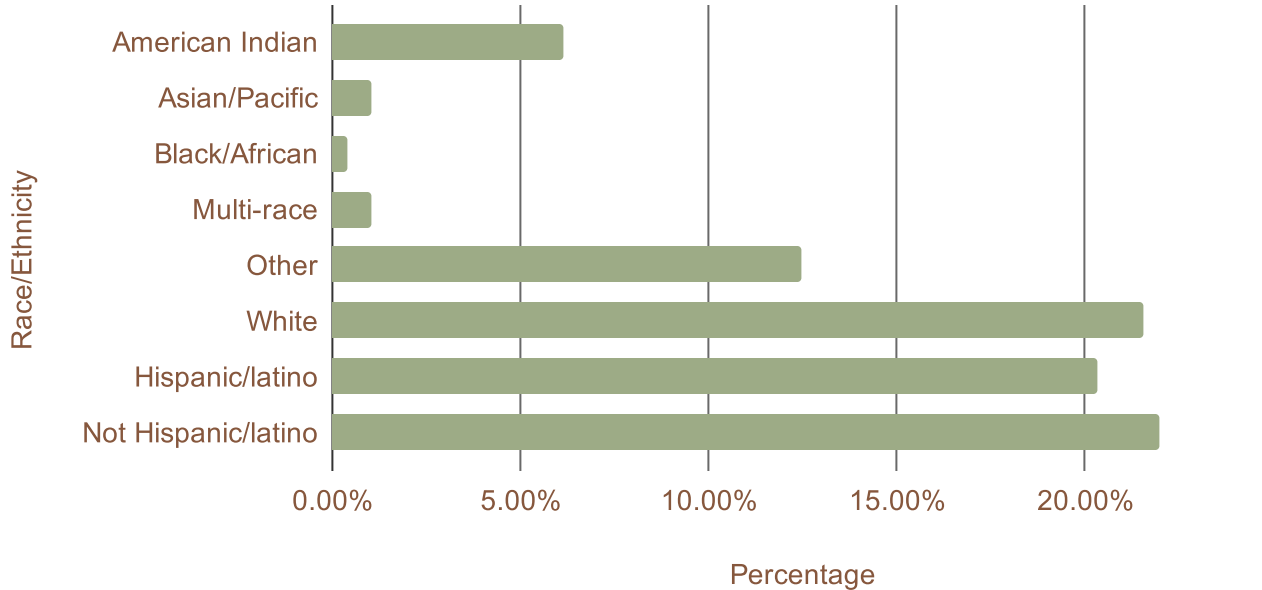
Previous Infection (Antibody)

### Geographic Distribution



<b>Case-doubling time</b>	<b>43 days</b>
<b>% increase in cases from previous week</b>	<b>8.24%</b>

### Race and Ethnicity Distribution



Estimated Percent of Population Tested for Current Infection

Region	%
Humboldt County	19.47%
California	32.07%
United States	26.35%

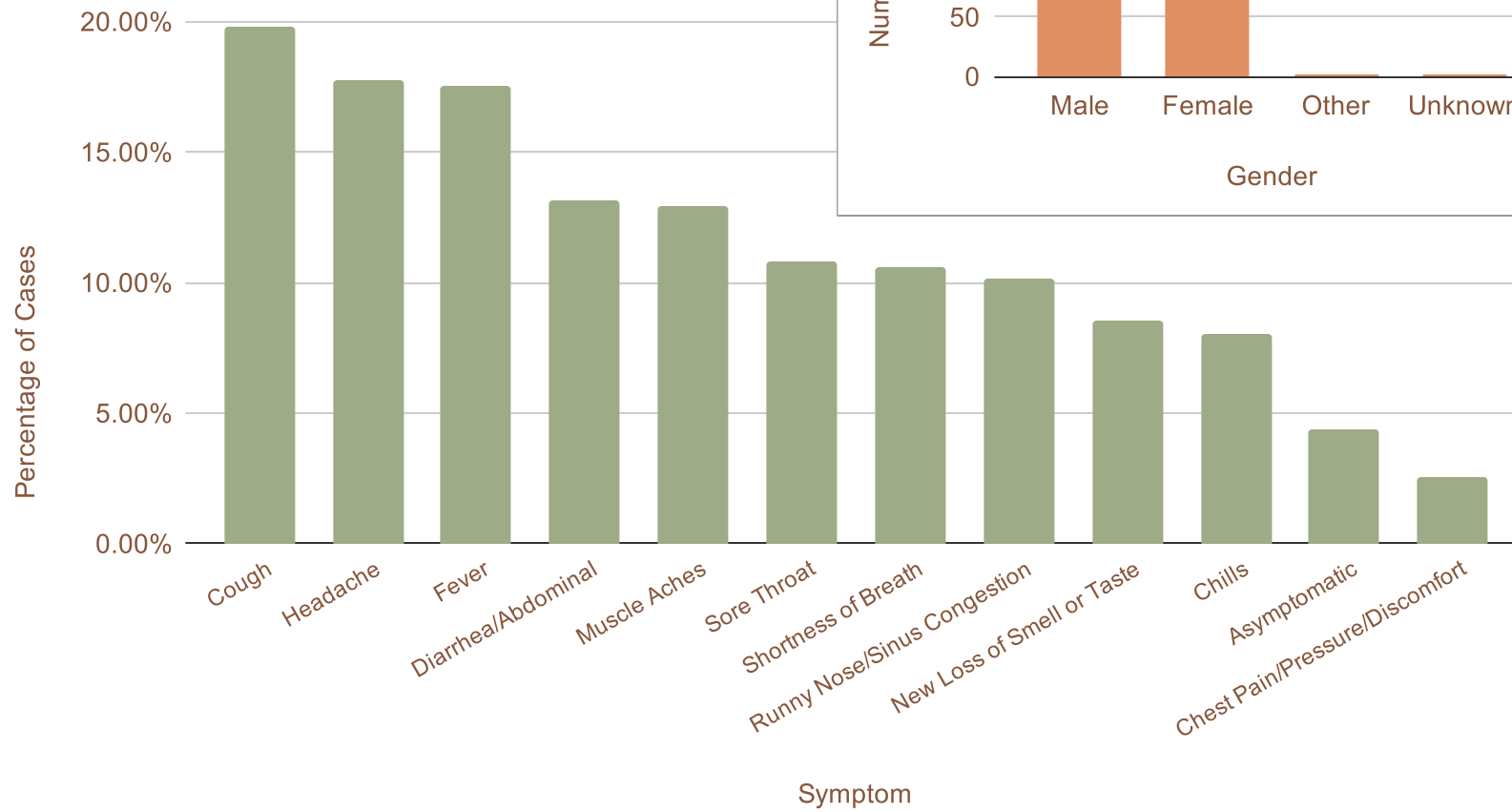
Estimated Rate of Confirmed Cases (per 100,000)

Region	Testing Rate
Humboldt County	349
California	1,897
United States	1,983

Monthly Data - Last Updated: 9/8/2020

**36**  
Mean Age of Cases

Symptom Distribution



Gender Distribution

