

# Humboldt County COVID-19 Dashboard

## Overall Alert Level

**2**

Follow local and state health orders and guidance.

<b>Level 1</b>	New Normal - Cases are somewhat sporadic, and contact tracing can be used to control the virus. Take everyday enhanced precautions.
<b>Level 2</b>	Moderate Risk - Moderate number of cases with majority of cases from a known source. Increase efforts to limit personal exposure.
<b>Level 3</b>	High Risk - Many cases with conditions for community spread, with many undetected cases likely. Limit everyday activities to increase safety.
<b>Level 4</b>	Very High Risk - Widespread outbreak that is growing with many undetected cases. Take strong measures to limit all contact.

The Overall Alert Level is based on the highest level of the following categories:

<b>2</b>	<b>1</b>	<b>2</b>
----------	----------	----------

Spread of COVID-19 Illness

Health Care System Capacity

Effectiveness of Disease Control

## Cumulative Totals

<b>23,423</b>	<b>393</b>	<b>22</b>	<b>343</b>	<b>4</b>
---------------	------------	-----------	------------	----------

Tests

Confirmed Cases

Hospitalizations

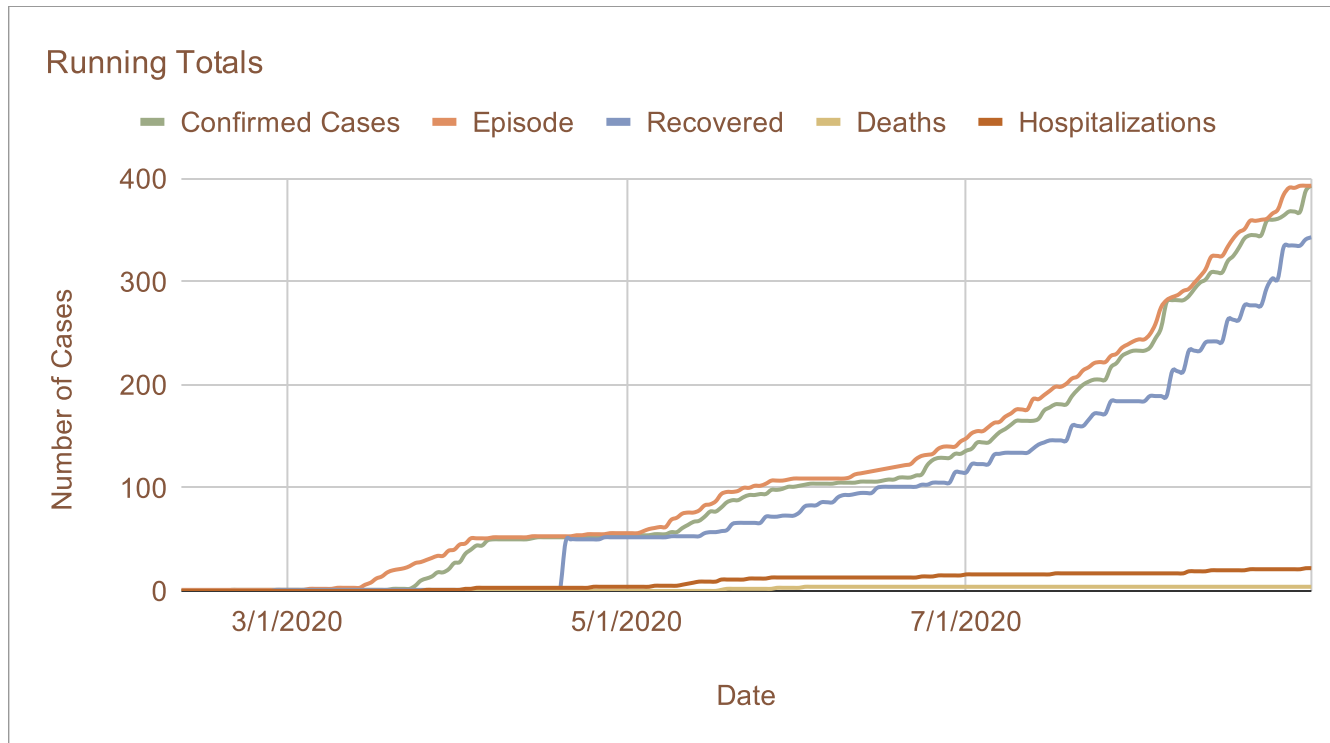
Recovered

Deaths

Daily Data - Last Updated: 9/1/2020

Daily Totals

171	5	0
Tests	Confirmed Cases	Deaths



Public Health Laboratory Info

Supply capacity 8,100

Testing capacity 175

Turnaround time 24-72 Hrs

1.70%

Positivity Rate

(Over Past Week)

### Transmission Type

Under Investigation

6.6%

Community Transmission

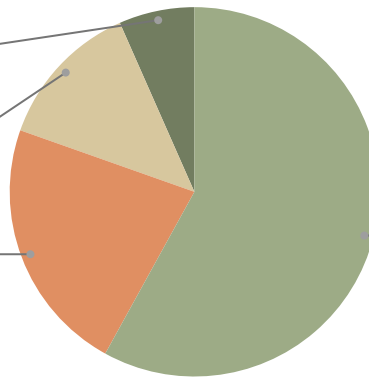
13.0%

Travel-Acquired

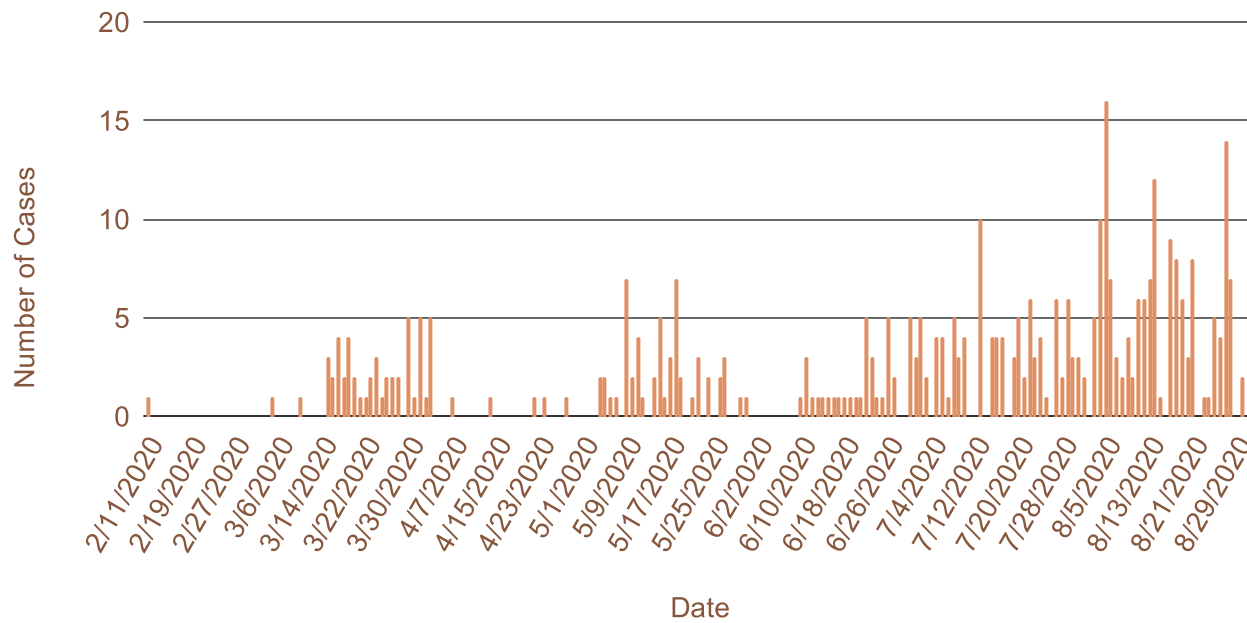
22.4%

Contact to a Known Case

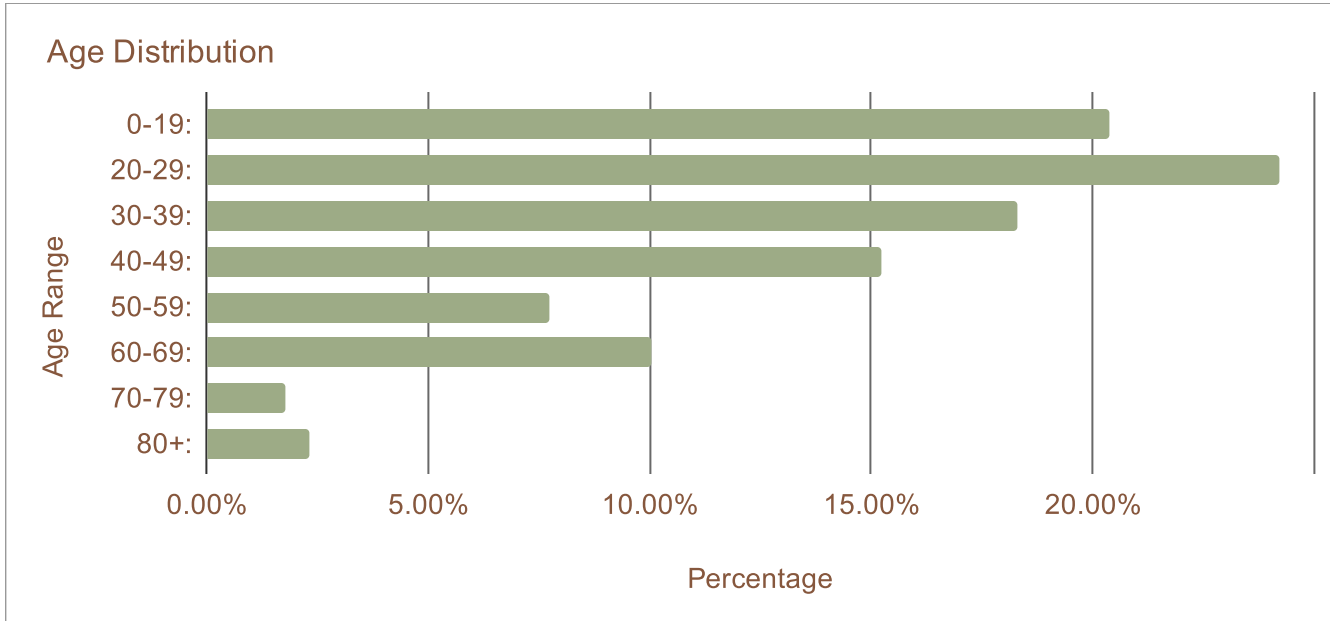
58.0%



### Epidemiological Curve by Episode



Weekly Data - Last Updated: 8/31/2020



Cumulative Positive Test Rate  
since 2/11/2020

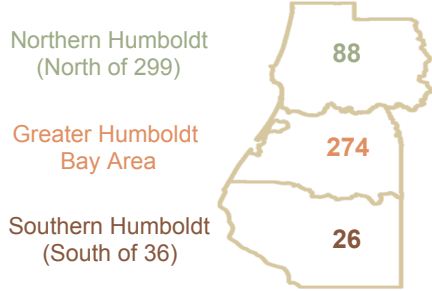
**1.67%**

Current Infection (Diagnostic)

**1.70%**

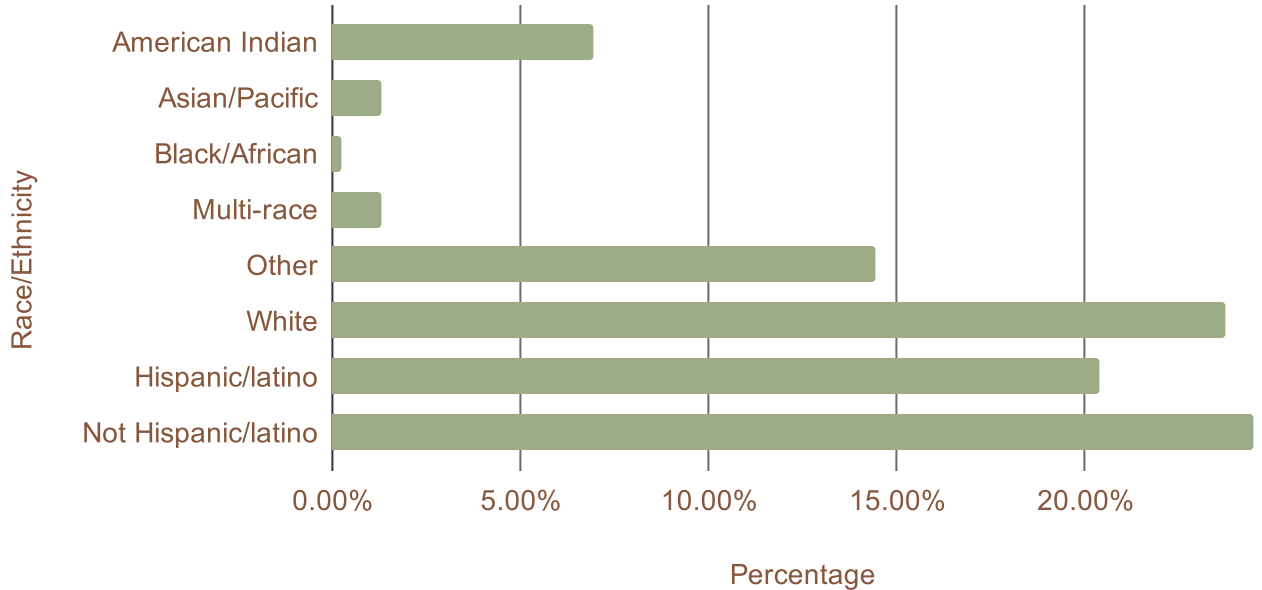
Previous Infection (Antibody)

### Geographic Distribution



<b>Case-doubling time</b>	<b>44 days</b>
<b>% increase in cases from previous week</b>	<b>7.52%</b>

### Race and Ethnicity Distribution



Estimated Percent of Population Tested for Current Infection

Region	%
Humboldt County	17.17%
California	28.48%
United States	23.39%

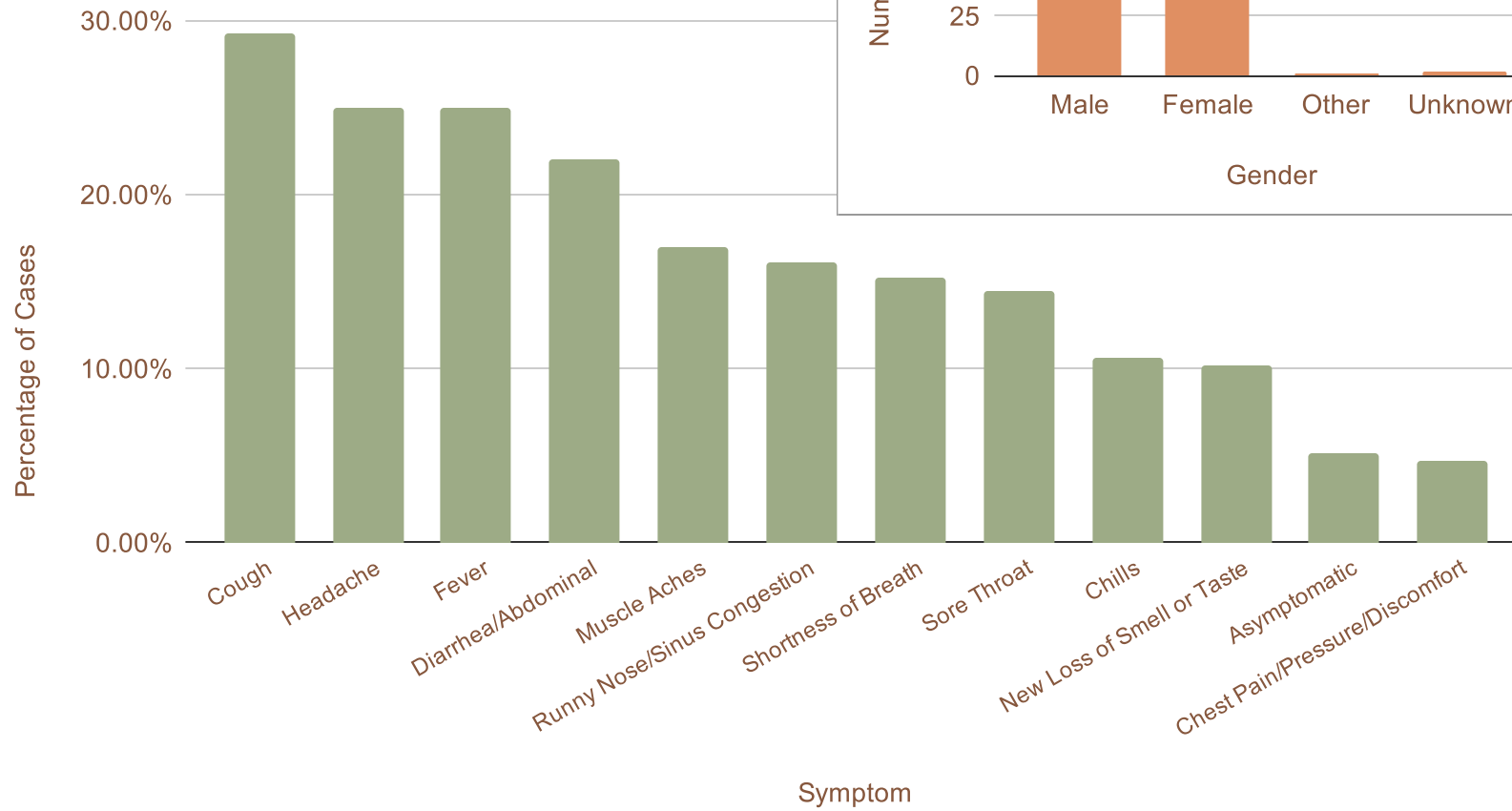
Estimated Rate of Confirmed Cases (per 100,000)

Region	Testing Rate
Humboldt County	287
California	1,763
United States	1,824

Monthly Data - Last Updated: 8/3/2020

**38**  
Mean Age of Cases

Symptom Distribution



Gender Distribution

