

Humboldt County COVID-19 Dashboard

Overall Alert Level

2

Follow local and state health orders and guidance.

| | |
|----------------|---|
| Level 1 | New Normal - Cases are somewhat sporadic, and contact tracing can be used to control the virus. Take everyday enhanced precautions. |
| Level 2 | Moderate Risk - Moderate number of cases with majority of cases from a known source. Increase efforts to limit personal exposure. |
| Level 3 | High Risk - Many cases with conditions for community spread, with many undetected cases likely. Limit everyday activities to increase safety. |
| Level 4 | Very High Risk - Widespread outbreak that is growing with many undetected cases. Take strong measures to limit all contact. |

The Overall Alert Level is based on the highest level of the following categories:

| | | |
|----------|----------|----------|
| 2 | 1 | 2 |
|----------|----------|----------|

Spread of COVID-19 Illness

Health Care System Capacity

Effectiveness of Disease Control

Cumulative Totals

| | | | | |
|---------------|------------|-----------|------------|----------|
| 22,468 | 368 | 21 | 335 | 4 |
|---------------|------------|-----------|------------|----------|

Tests

Confirmed Cases

Hospitalizations

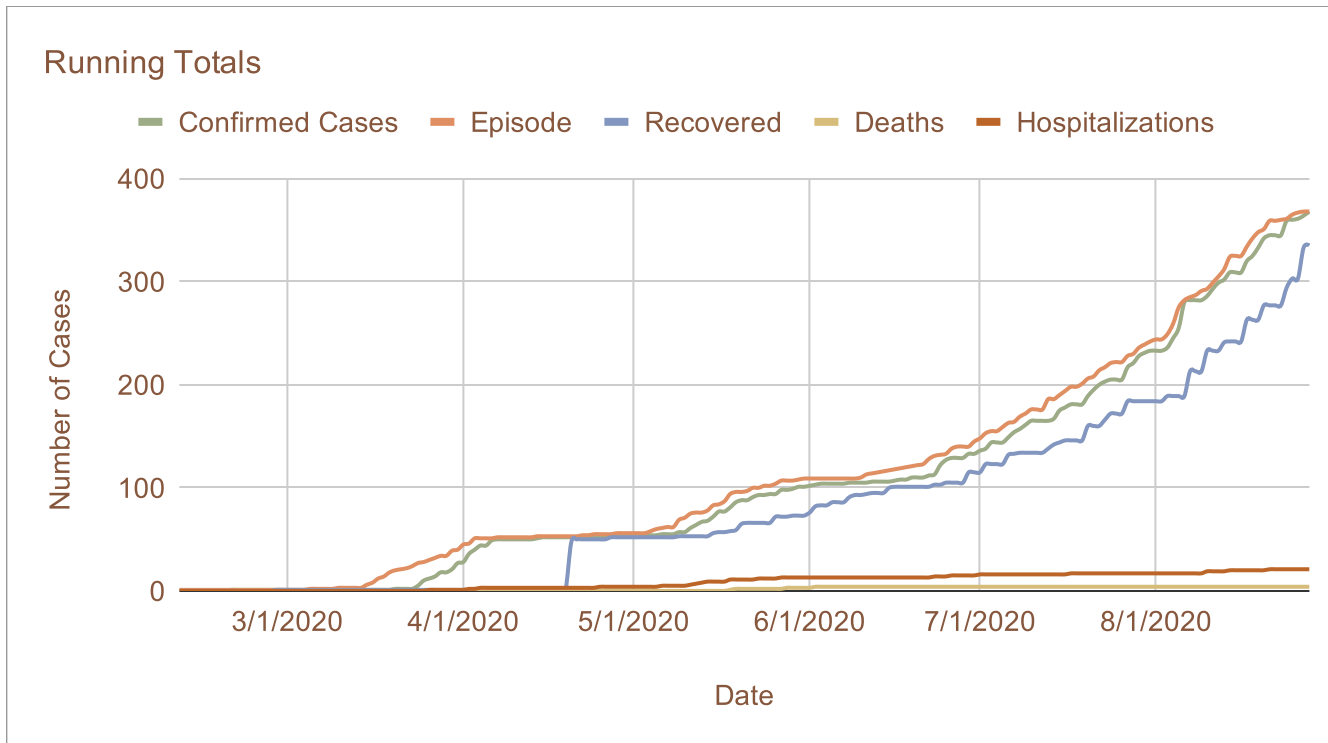
Recovered

Deaths

Daily Data - Last Updated: 8/28/2020

Daily Totals

| | | |
|-------|-----------------|--------|
| 435 | 4 | 0 |
| Tests | Confirmed Cases | Deaths |



Public Health Laboratory Info

Supply capacity 8,500

Testing capacity 175

Turnaround time 24-72 Hrs

1.60%

Positivity Rate

(Over Past Week)

Transmission Type

Under Investigation

2.7%

Community Transmission

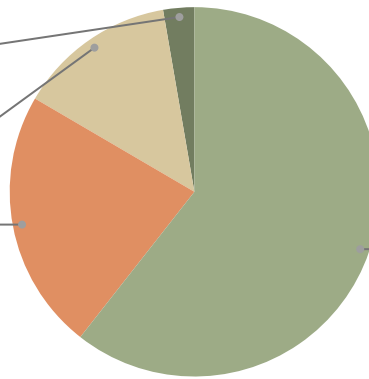
13.9%

Travel-Acquired

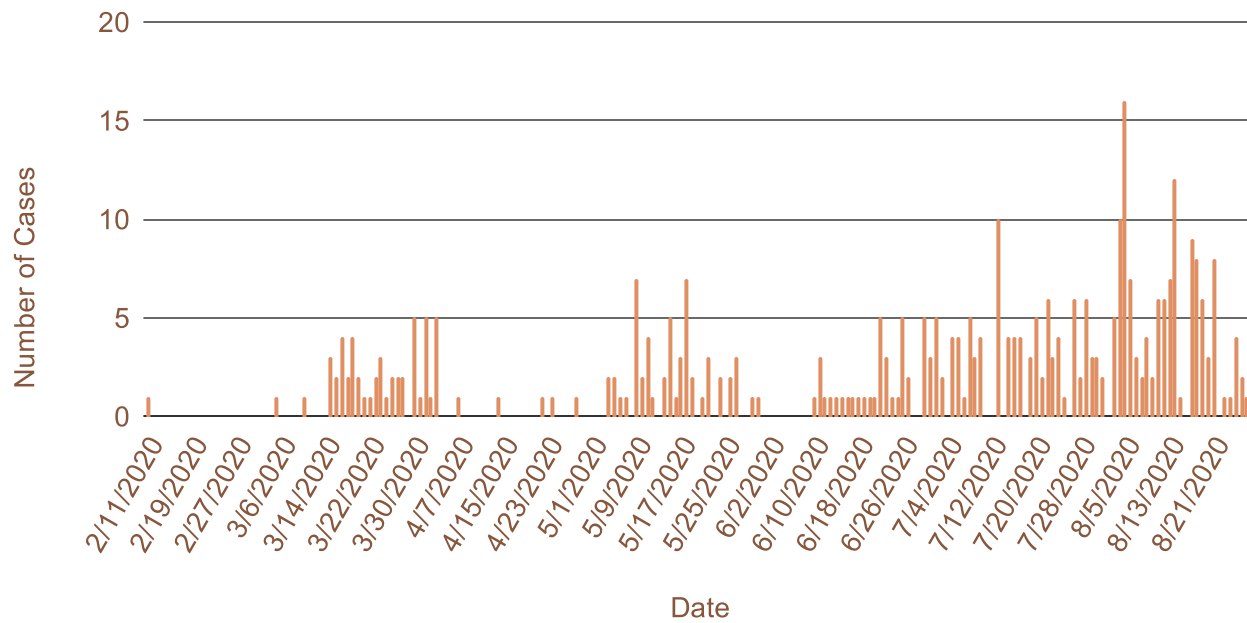
22.8%

Contact to a Known Case

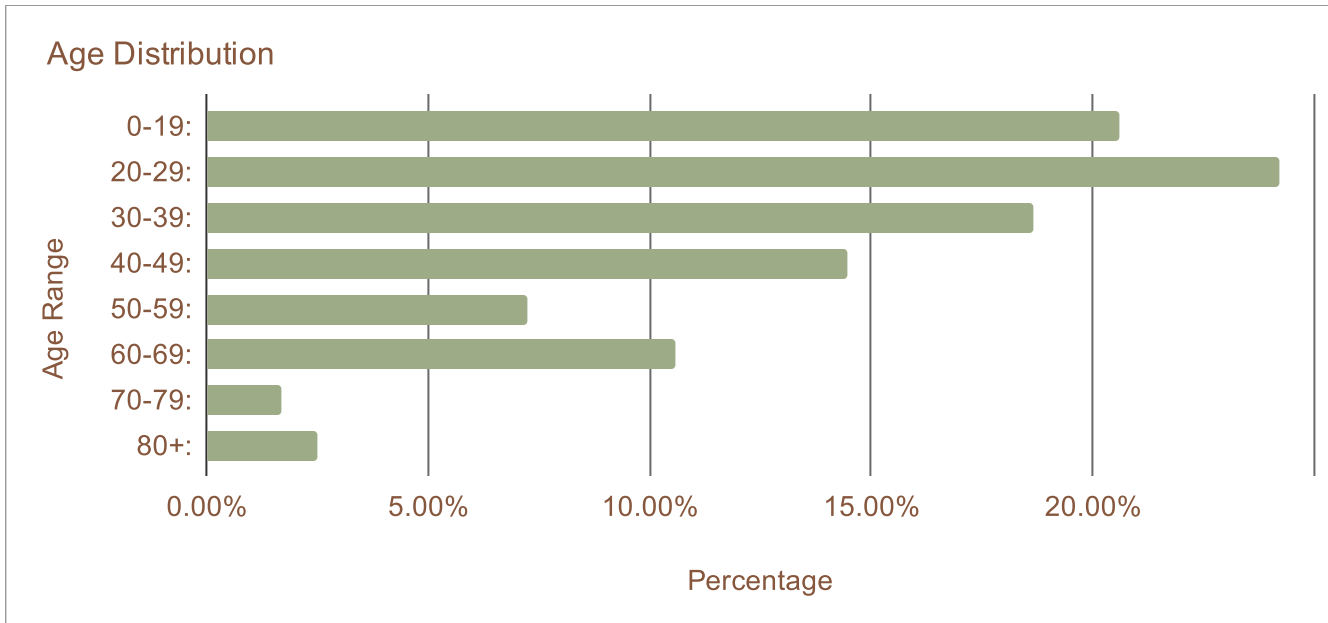
60.6%



Epidemiological Curve by Episode



Weekly Data - Last Updated: 8/24/2020



Cumulative Positive Test Rate
since 2/11/2020

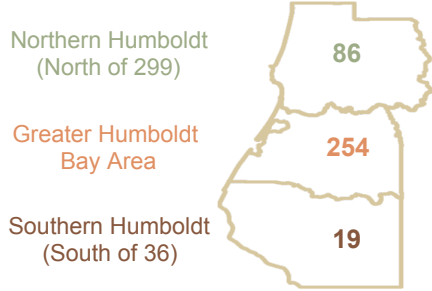
1.68%

Current Infection (Diagnostic)

1.71%

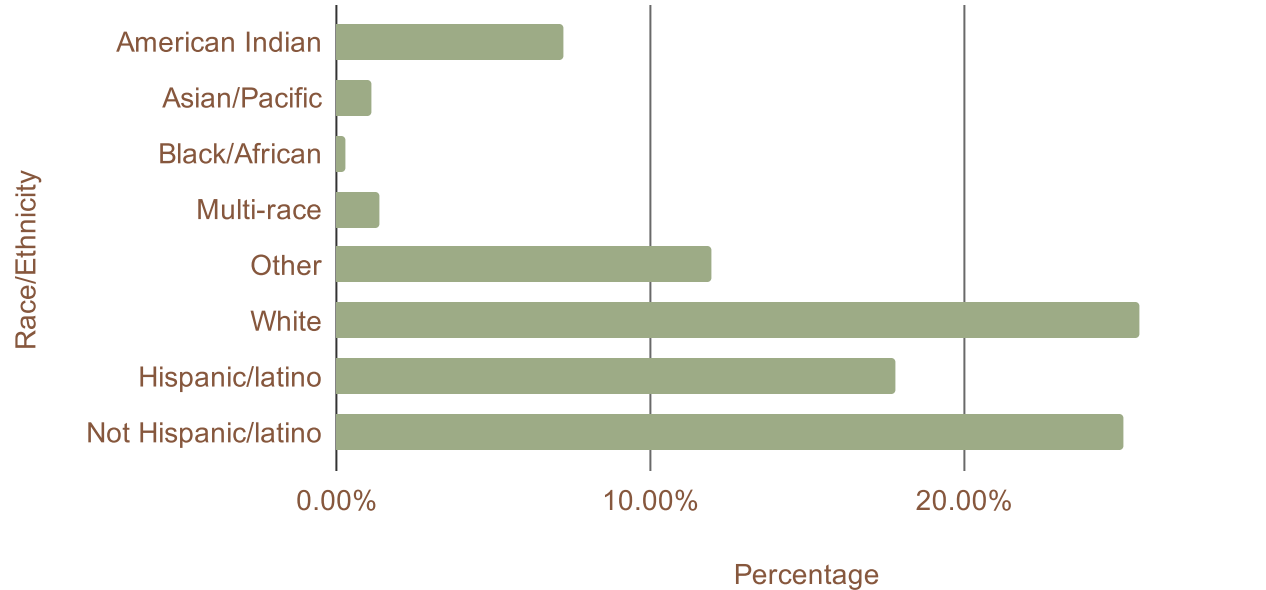
Previous Infection (Antibody)

Geographic Distribution



| | |
|---|----------------|
| Case-doubling time | 39 days |
| % increase in cases from previous week | 10.46% |

Race and Ethnicity Distribution



Estimated Percent of Population Tested for Current Infection

| Region | % |
|-----------------|--------|
| Humboldt County | 15.74% |
| California | 26.39% |
| United States | 21.76% |

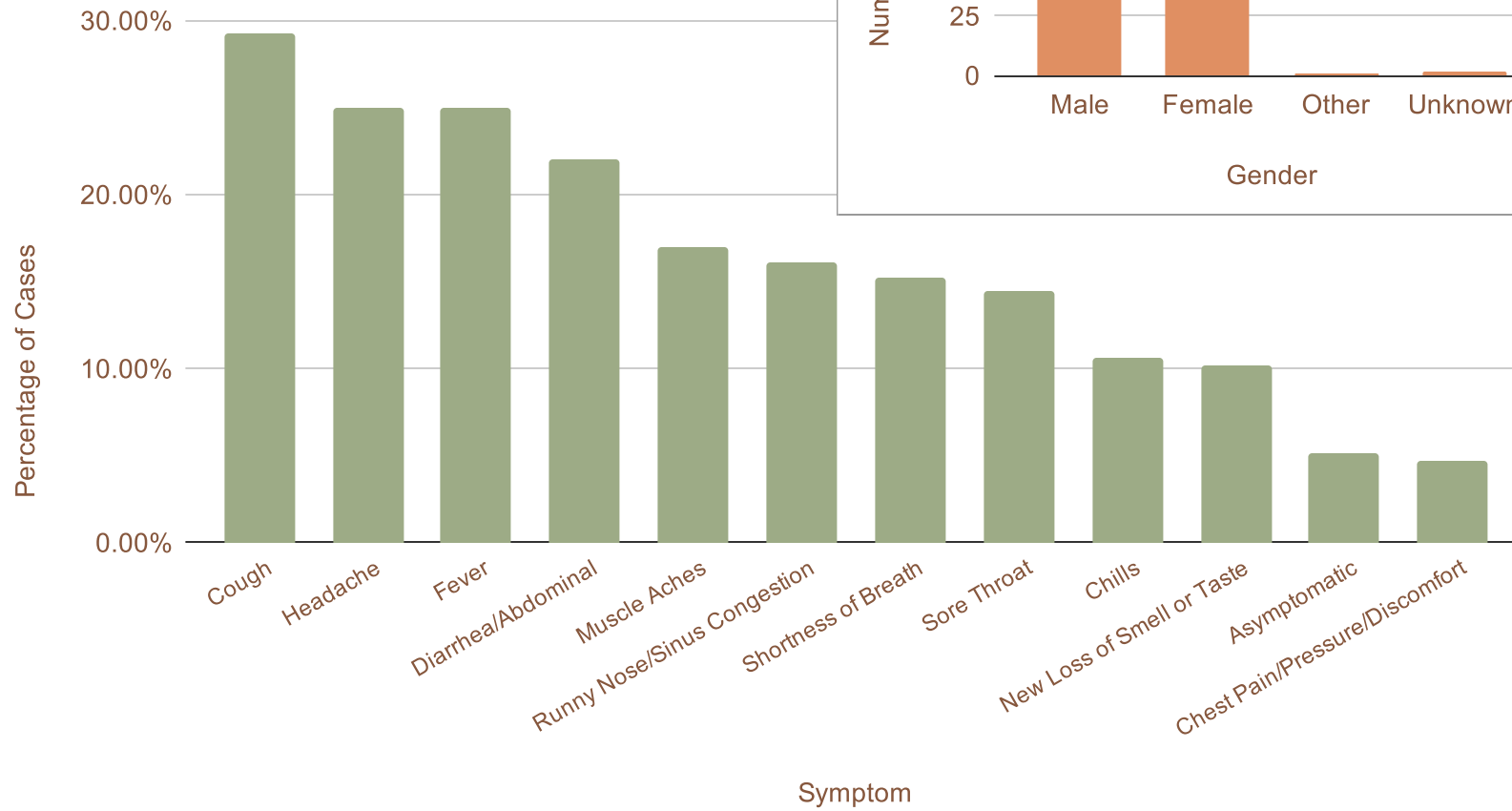
Estimated Rate of Confirmed Cases (per 100,000)

| Region | Testing Rate |
|-----------------|--------------|
| Humboldt County | 265 |
| California | 1,662 |
| United States | 1,737 |

Monthly Data - Last Updated: 8/3/2020

38
Mean Age of Cases

Symptom Distribution



Gender Distribution

