

# Humboldt County COVID-19 Dashboard

## Overall Alert Level

**3**

Follow local and state health orders and guidance.

|                |                                                                                                                                               |
|----------------|-----------------------------------------------------------------------------------------------------------------------------------------------|
| <b>Level 1</b> | New Normal - Cases are somewhat sporadic, and contact tracing can be used to control the virus. Take everyday enhanced precautions.           |
| <b>Level 2</b> | Moderate Risk - Moderate number of cases with majority of cases from a known source. Increase efforts to limit personal exposure.             |
| <b>Level 3</b> | High Risk - Many cases with conditions for community spread, with many undetected cases likely. Limit everyday activities to increase safety. |
| <b>Level 4</b> | Very High Risk - Widespread outbreak that is growing with many undetected cases. Take strong measures to limit all contact.                   |

The Overall Alert Level is based on the highest level of the following categories:

|          |          |          |
|----------|----------|----------|
| <b>3</b> | <b>1</b> | <b>3</b> |
|----------|----------|----------|

Spread of COVID-19 Illness

Health Care System Capacity

Effectiveness of Disease Control

## Cumulative Totals

|               |            |           |            |          |
|---------------|------------|-----------|------------|----------|
| <b>21,508</b> | <b>360</b> | <b>21</b> | <b>303</b> | <b>4</b> |
|---------------|------------|-----------|------------|----------|

Tests

Confirmed Cases

Hospitalizations

Recovered

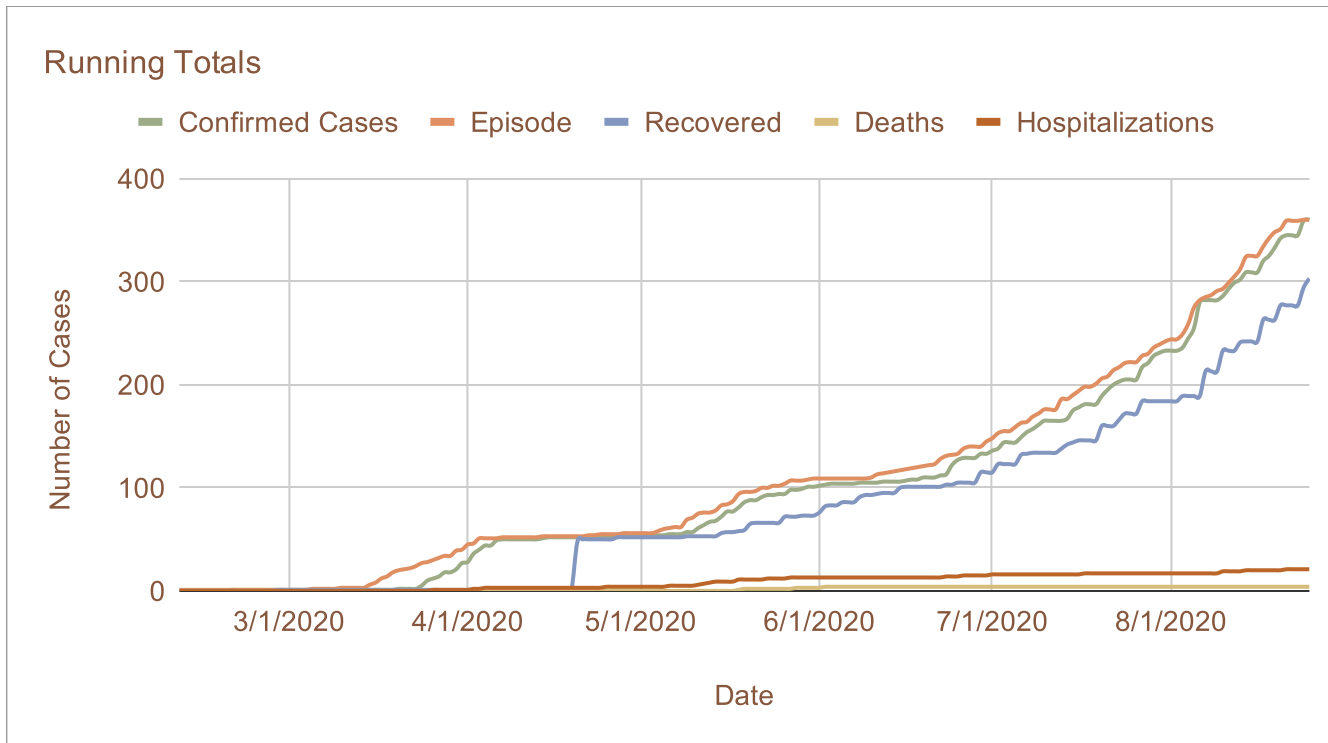
Deaths

---

Daily Data - Last Updated: 8/25/2020

Daily Totals

|       |                 |        |
|-------|-----------------|--------|
| 195   | 1               | 0      |
| Tests | Confirmed Cases | Deaths |



Public Health Laboratory Info

Supply capacity 9,000

Testing capacity 150

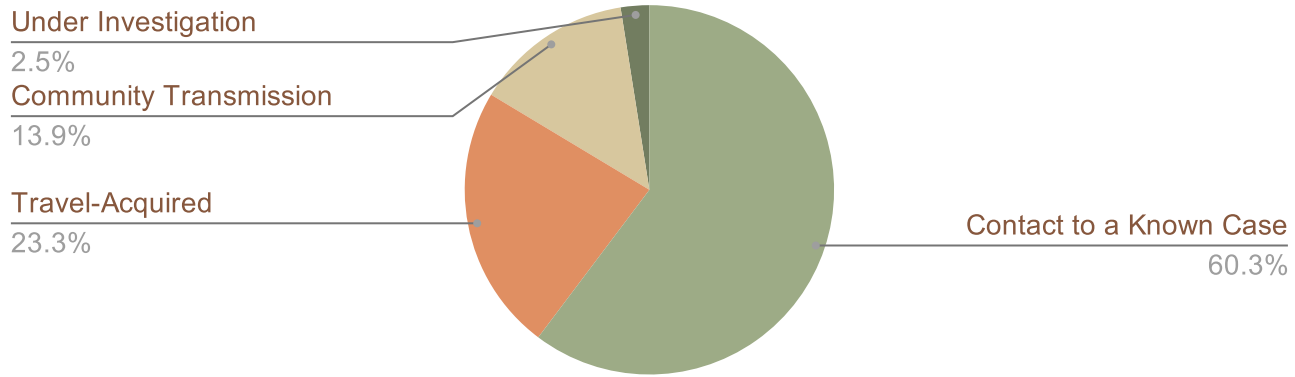
Turnaround time 24-72 Hrs

2.10%

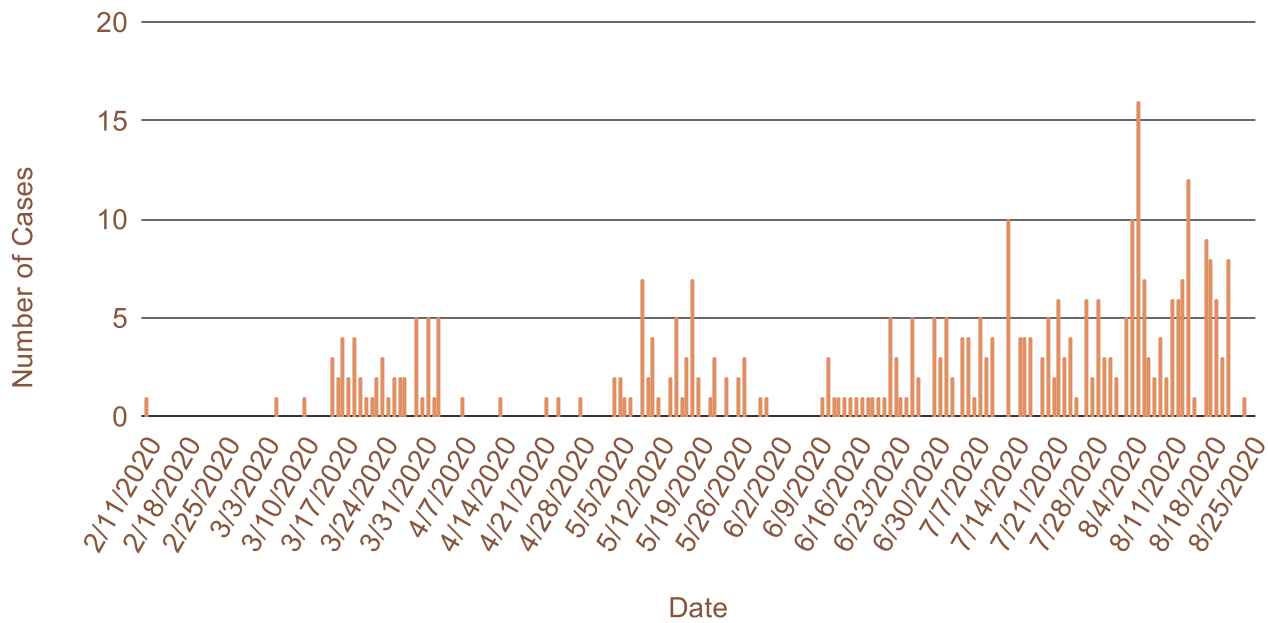
Positivity Rate

(Over Past Week)

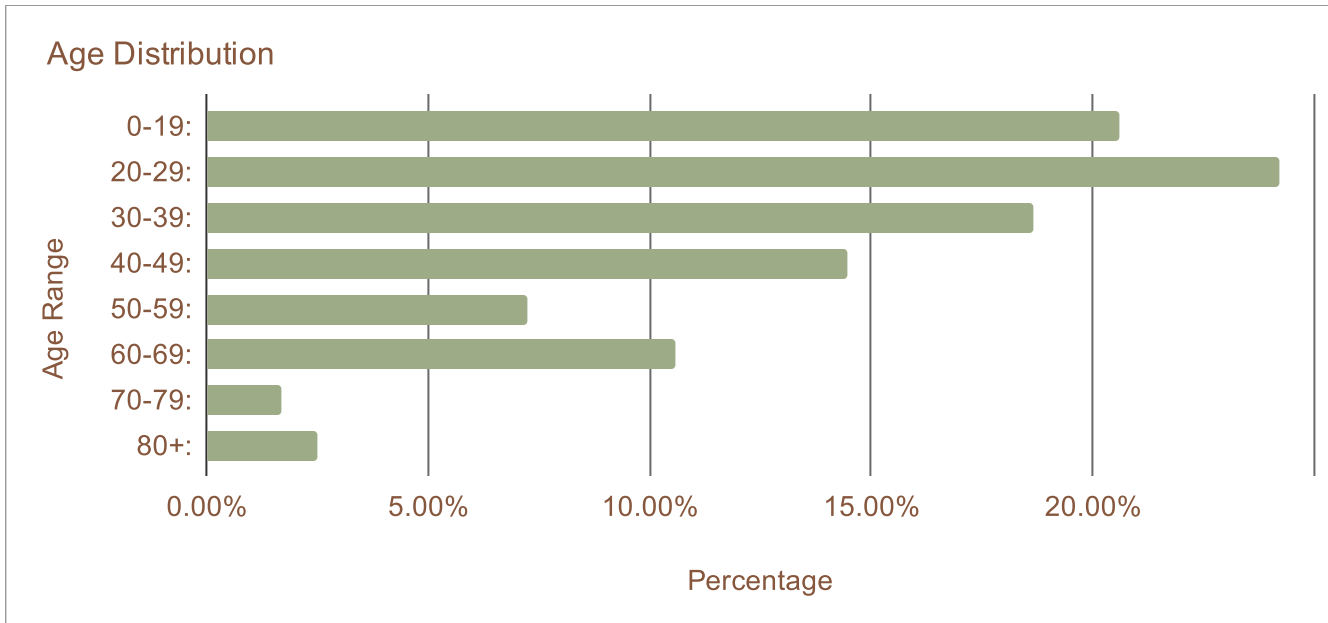
### Transmission Type



### Epidemiological Curve by Episode



Weekly Data - Last Updated: 8/24/2020



Cumulative Positive Test Rate  
since 2/11/2020

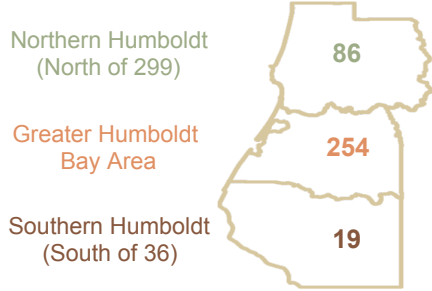
**1.68%**

Current Infection (Diagnostic)

**1.71%**

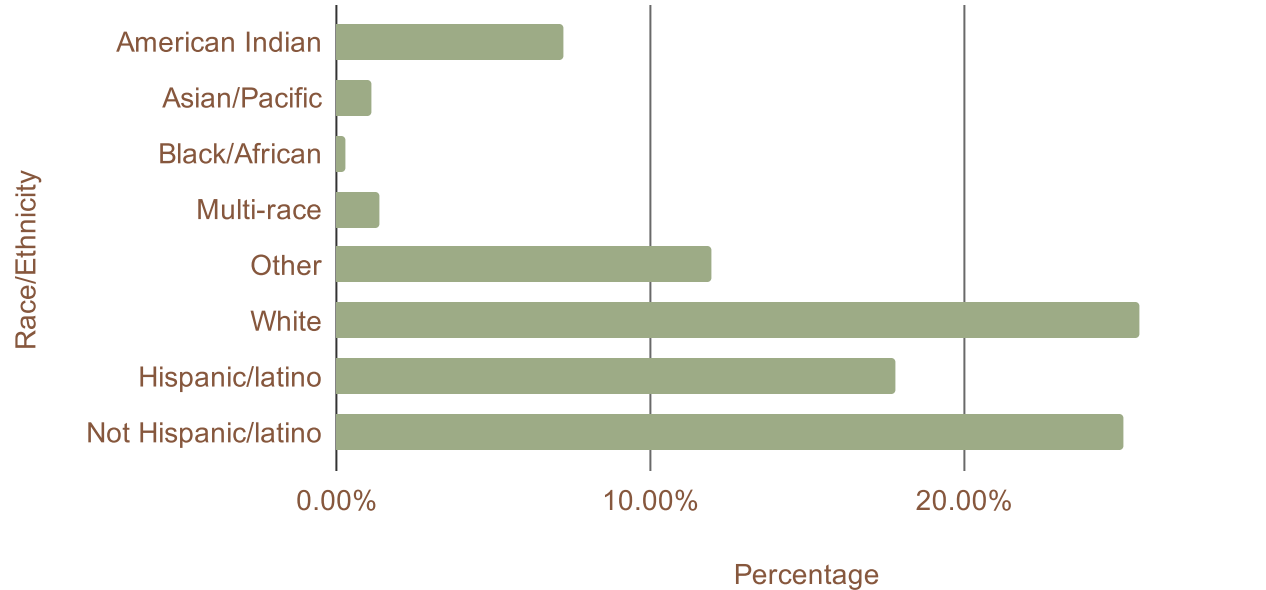
Previous Infection (Antibody)

### Geographic Distribution



|                                               |                |
|-----------------------------------------------|----------------|
| <b>Case-doubling time</b>                     | <b>39 days</b> |
| <b>% increase in cases from previous week</b> | <b>10.46%</b>  |

### Race and Ethnicity Distribution



Estimated Percent of Population Tested for Current Infection

| Region          | %      |
|-----------------|--------|
| Humboldt County | 15.74% |
| California      | 26.39% |
| United States   | 21.76% |

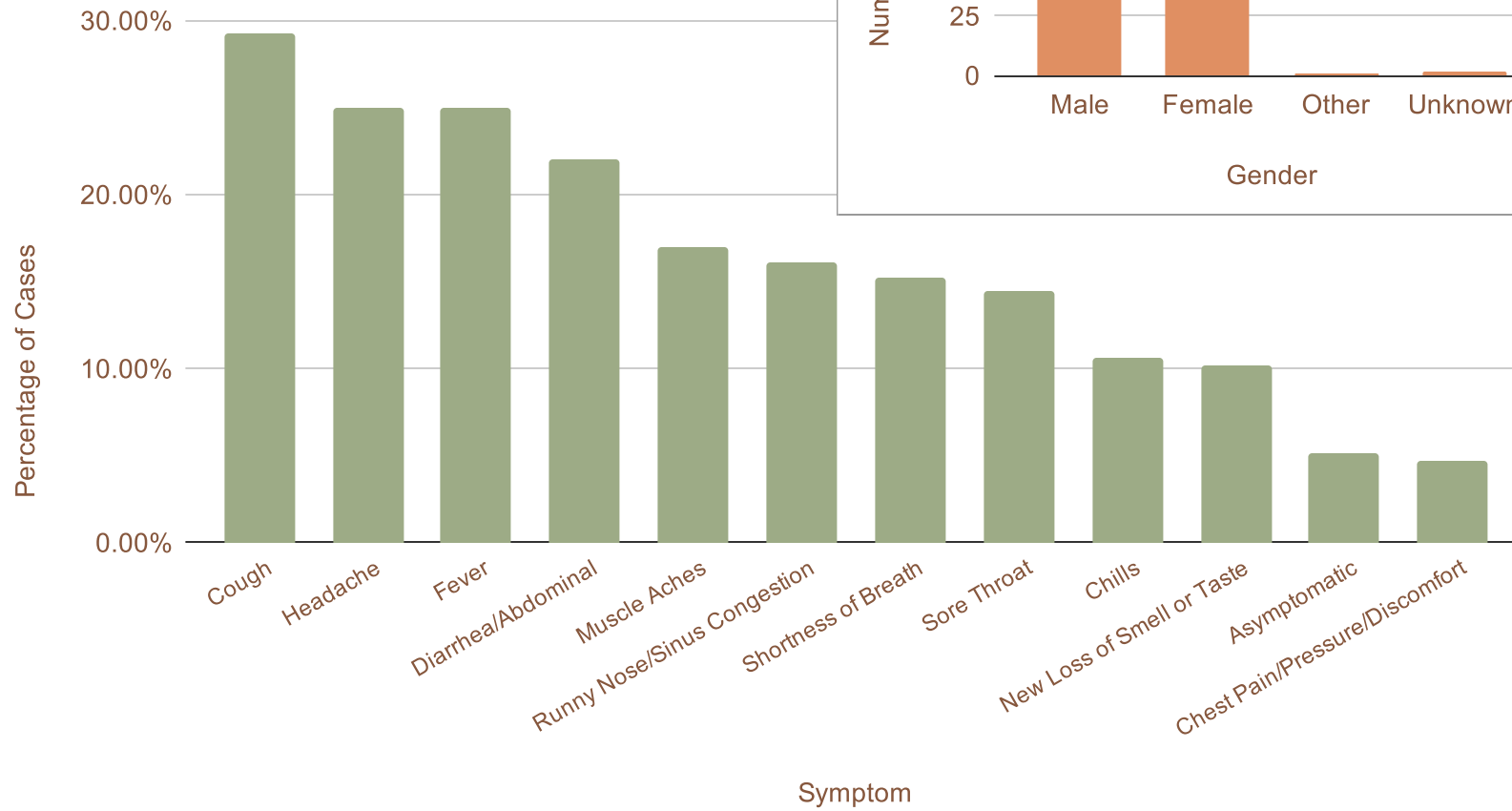
Estimated Rate of Confirmed Cases (per 100,000)

| Region          | Testing Rate |
|-----------------|--------------|
| Humboldt County | 265          |
| California      | 1,662        |
| United States   | 1,737        |

Monthly Data - Last Updated: 8/3/2020

**38**  
Mean Age of Cases

Symptom Distribution



Gender Distribution

