

# Humboldt County COVID-19 Dashboard

## Overall Alert Level

**3**

Follow local and state health orders and guidance.

<b>Level 1</b>	New Normal - Cases are somewhat sporadic, and contact tracing can be used to control the virus. Take everyday enhanced precautions.
<b>Level 2</b>	Moderate Risk - Moderate number of cases with majority of cases from a known source. Increase efforts to limit personal exposure.
<b>Level 3</b>	High Risk - Many cases with conditions for community spread, with many undetected cases likely. Limit everyday activities to increase safety.
<b>Level 4</b>	Very High Risk - Widespread outbreak that is growing with many undetected cases. Take strong measures to limit all contact.

The Overall Alert Level is based on the highest level of the following categories:

<b>3</b>	<b>1</b>	<b>3</b>
----------	----------	----------

Spread of COVID-19 Illness

Health Care System Capacity

Effectiveness of Disease Control

## Cumulative Totals

<b>19,256</b>	<b>325</b>	<b>20</b>	<b>263</b>	<b>4</b>
---------------	------------	-----------	------------	----------

Tests

Confirmed Cases

Hospitalizations

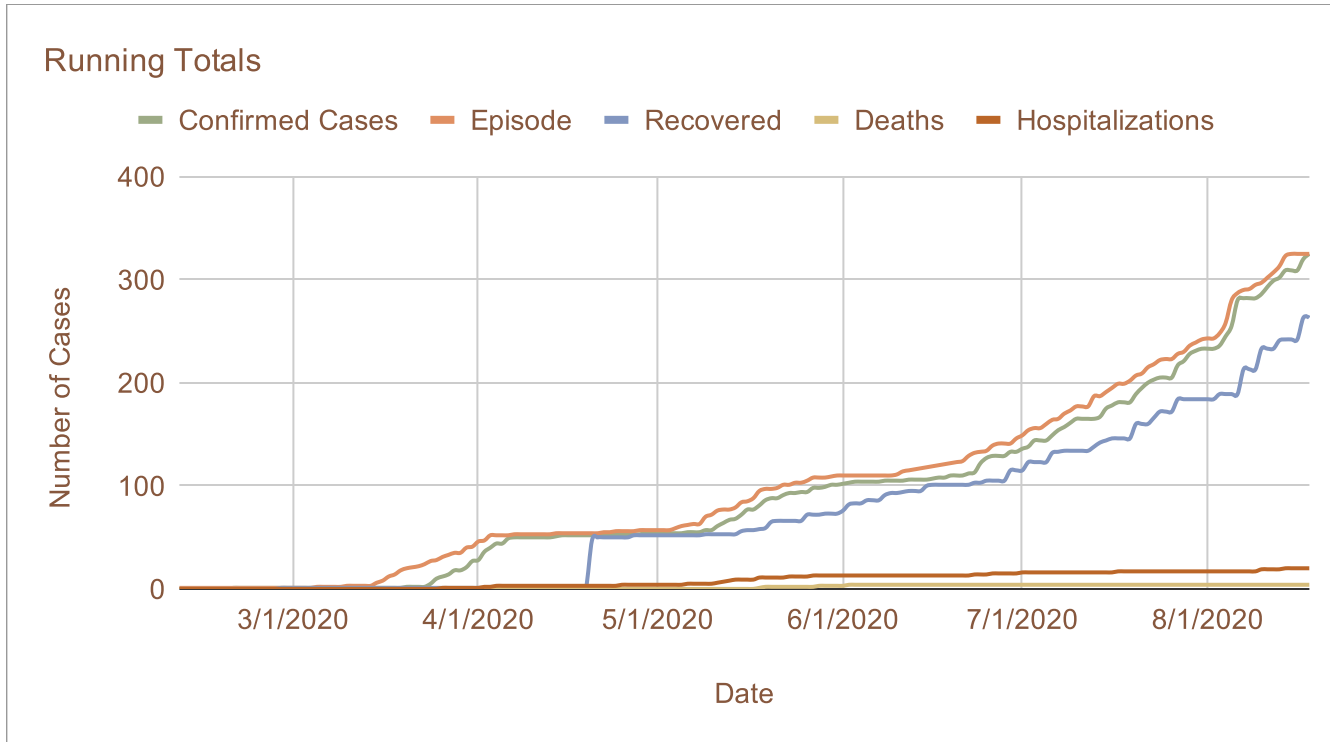
Recovered

Deaths

Daily Data - Last Updated: 8/18/2020

Daily Totals

303	5	0
Tests	Confirmed Cases	Deaths



Public Health Laboratory Info

Supply capacity 9,800

Testing capacity 100

Turnaround time 24-72 Hrs

3.10%

Positivity Rate

(Over Past Week)

### Transmission Type

Under Investigation

2.5%

Community Transmission

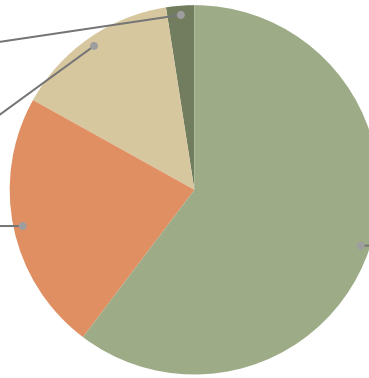
14.5%

Travel-Acquired

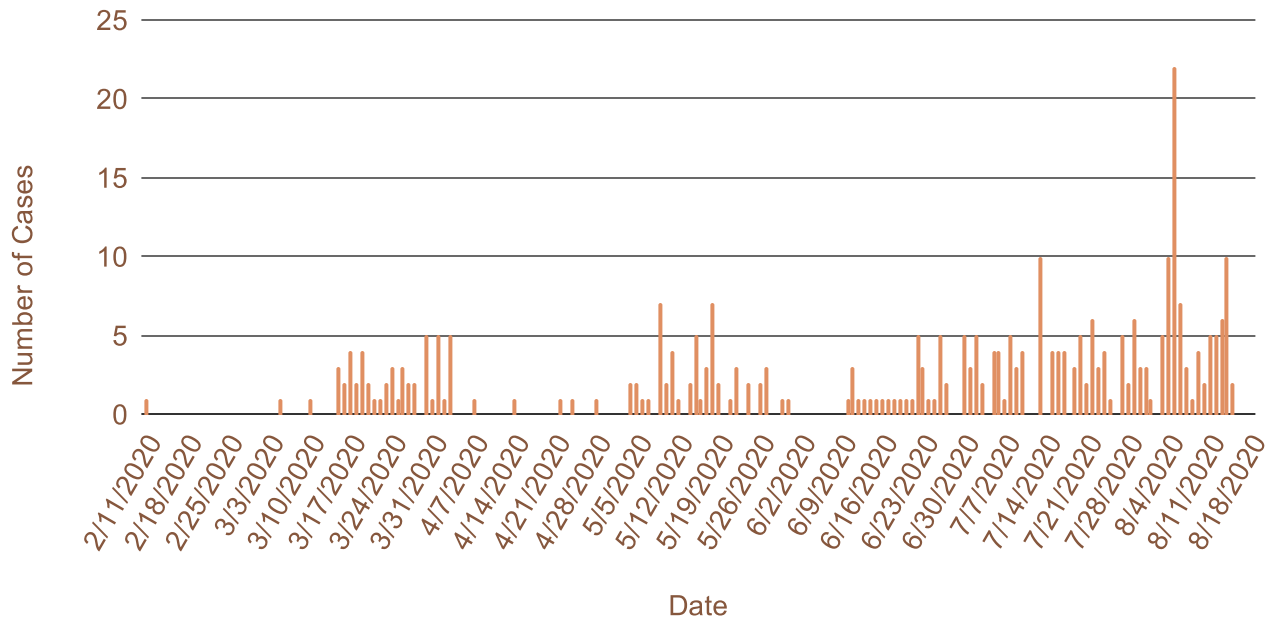
22.8%

Contact to a Known Case

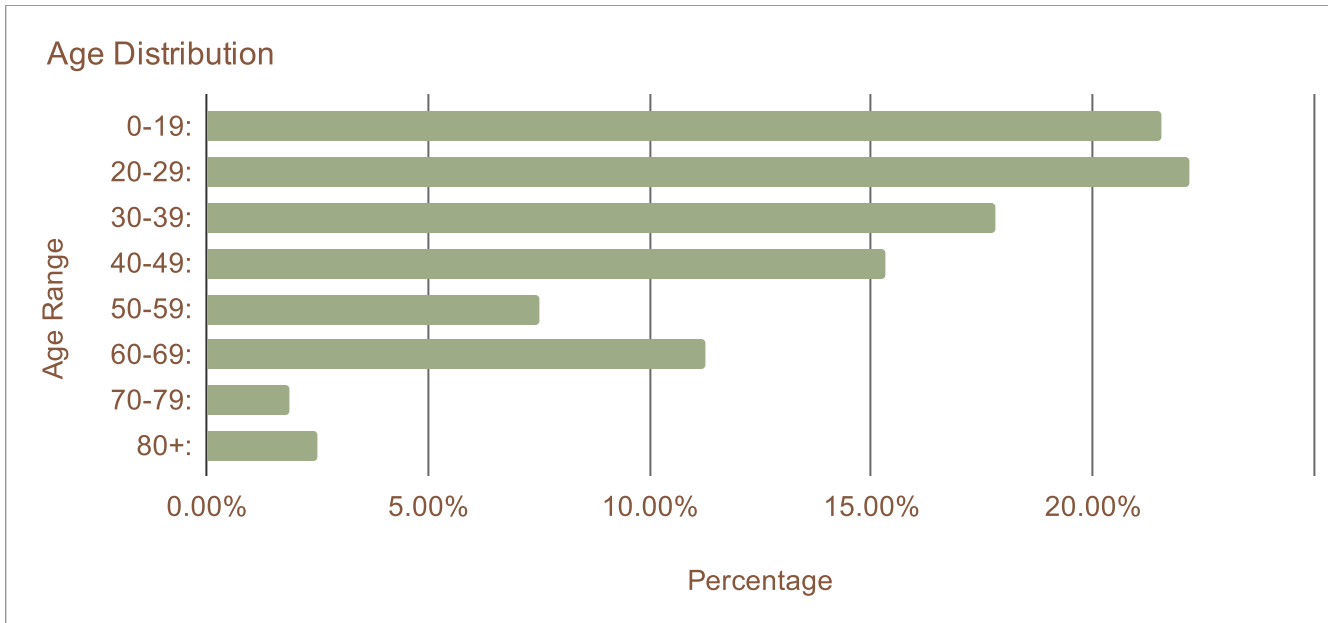
60.3%



### Epidemiological Curve by Episode



Weekly Data - Last Updated: 8/17/2020



Cumulative Positive Test Rate  
since 2/11/2020

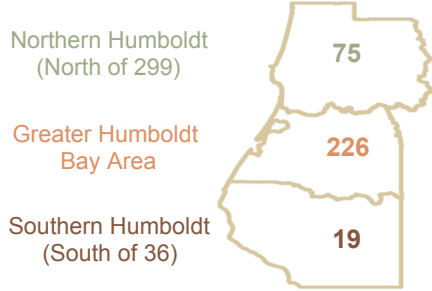
**1.69%**

Current Infection (Diagnostic)

**1.71%**

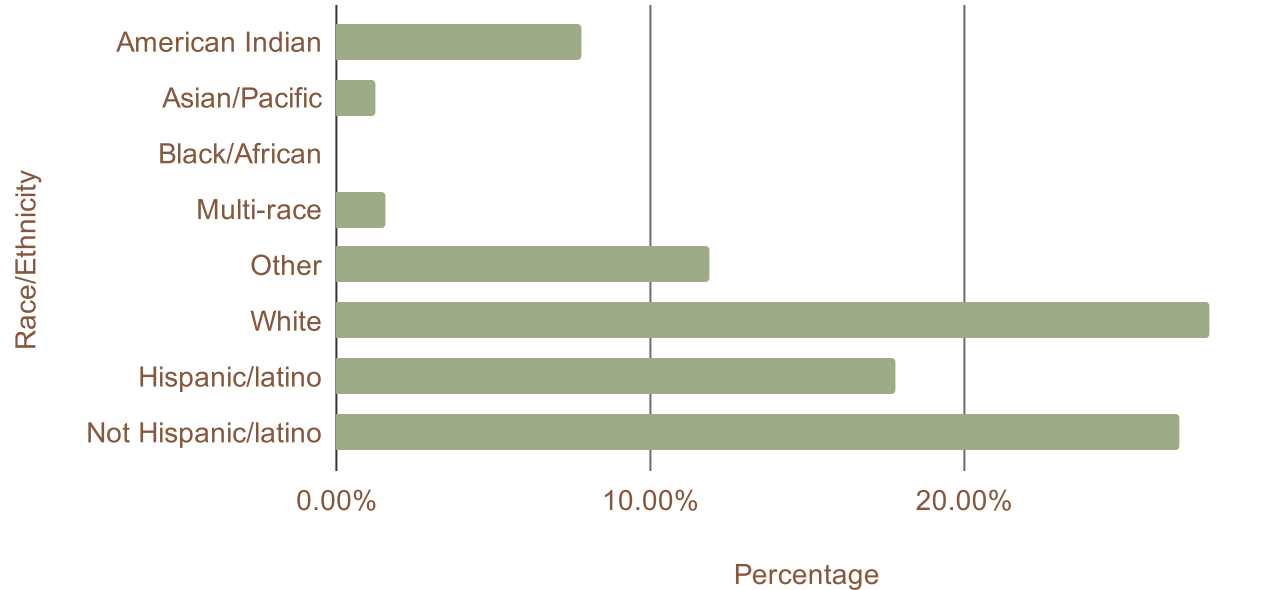
Previous Infection (Antibody)

### Geographic Distribution



<b>Case-doubling time</b>	<b>41 days</b>
<b>% increase in cases from previous week</b>	<b>10.34%</b>

### Race and Ethnicity Distribution



Estimated Percent of Population Tested for Current Infection

Region	%
Humboldt County	14.00%
California	24.53%
United States	20.33%

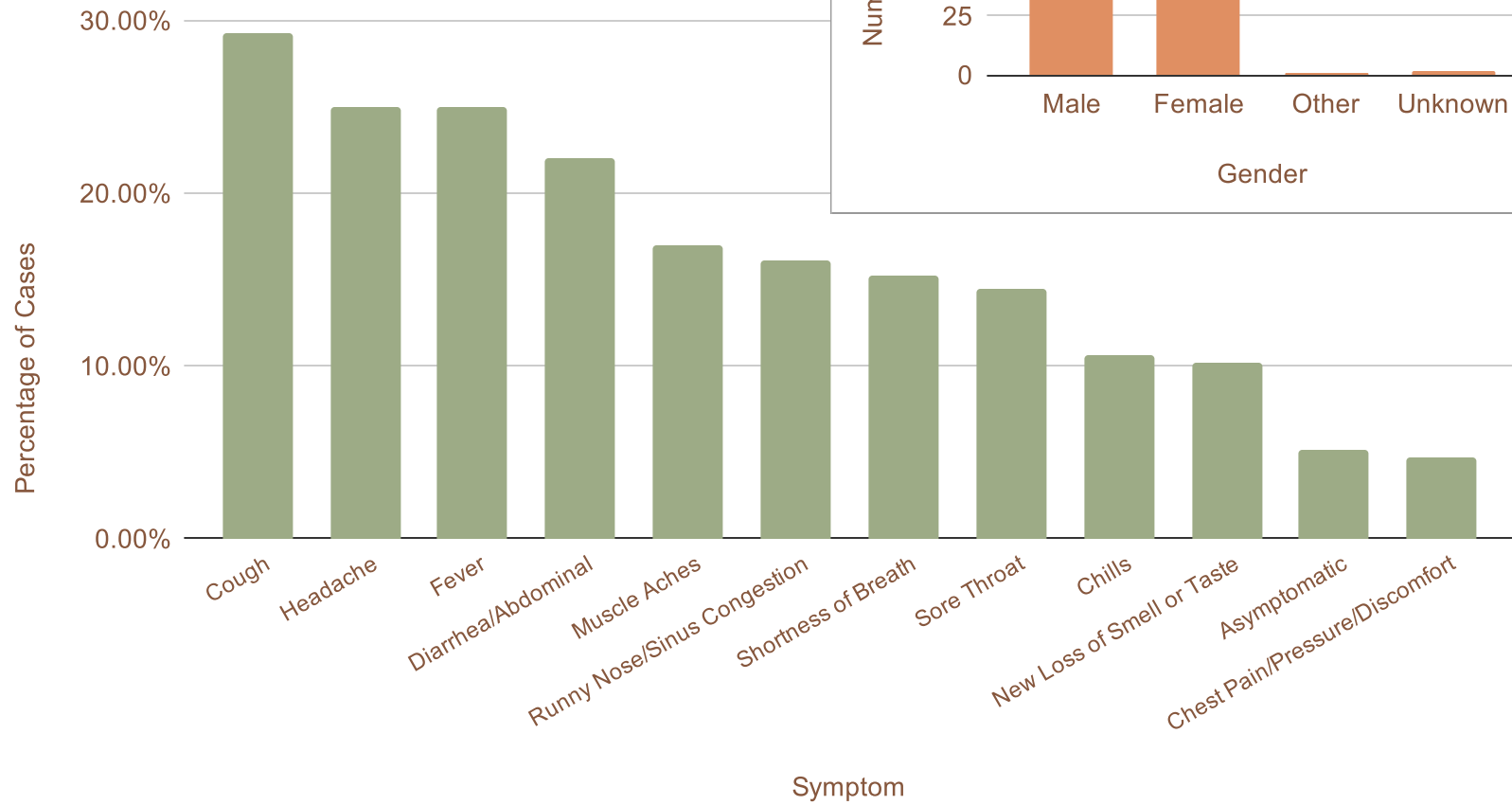
Estimated Rate of Confirmed Cases (per 100,000)

Region	Testing Rate
Humboldt County	236
California	1,556
United States	1,642

Monthly Data - Last Updated: 8/3/2020

**38**  
Mean Age of Cases

Symptom Distribution



Gender Distribution

