

# Humboldt County COVID-19 Dashboard

## Overall Alert Level

**2**

Follow local and state health orders and guidance.

<b>Level 1</b>	New Normal - Cases are somewhat sporadic, and contact tracing can be used to control the virus. Take everyday enhanced precautions.
<b>Level 2</b>	Moderate Risk - Moderate number of cases with majority of cases from a known source. Increase efforts to limit personal exposure.
<b>Level 3</b>	High Risk - Many cases with conditions for community spread, with many undetected cases likely. Limit everyday activities to increase safety.
<b>Level 4</b>	Very High Risk - Widespread outbreak that is growing with many undetected cases. Take strong measures to limit all contact.

The Overall Alert Level is based on the highest level of the following categories:

<b>2</b>	<b>1</b>	<b>2</b>
----------	----------	----------

Spread of COVID-19 Illness

Health Care System Capacity

Effectiveness of Disease Control

## Cumulative Totals

<b>13,821</b>	<b>195</b>	<b>17</b>	<b>160</b>	<b>4</b>
---------------	------------	-----------	------------	----------

Tests

Confirmed Cases

Hospitalizations

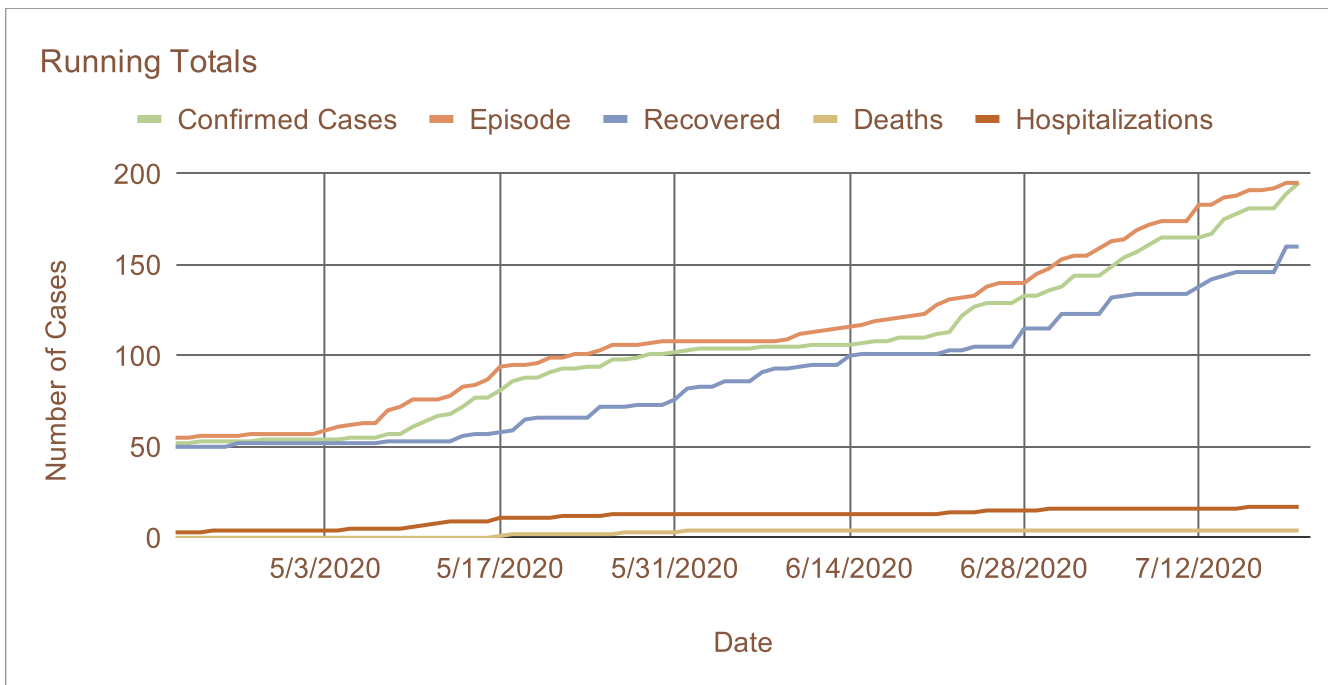
Recovered

Deaths

Daily Data - Last Updated: 7/21/2020

Daily Totals

133	6	0
Tests	Confirmed Cases	Deaths



Public Health Laboratory Info

Supply capacity 2,200

Testing capacity 75

Turnaround time 24-72 Hrs

4.50%

Positivity Rate

(Over Past Week)

### Transmission Type

Under Investigation

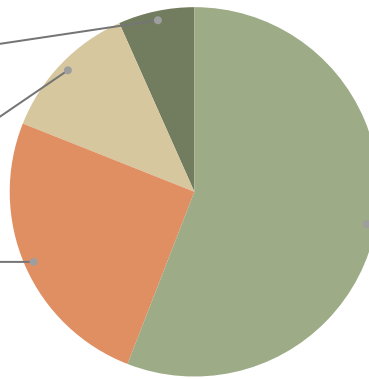
6.7%

Community Transmission

12.3%

Travel-Acquired

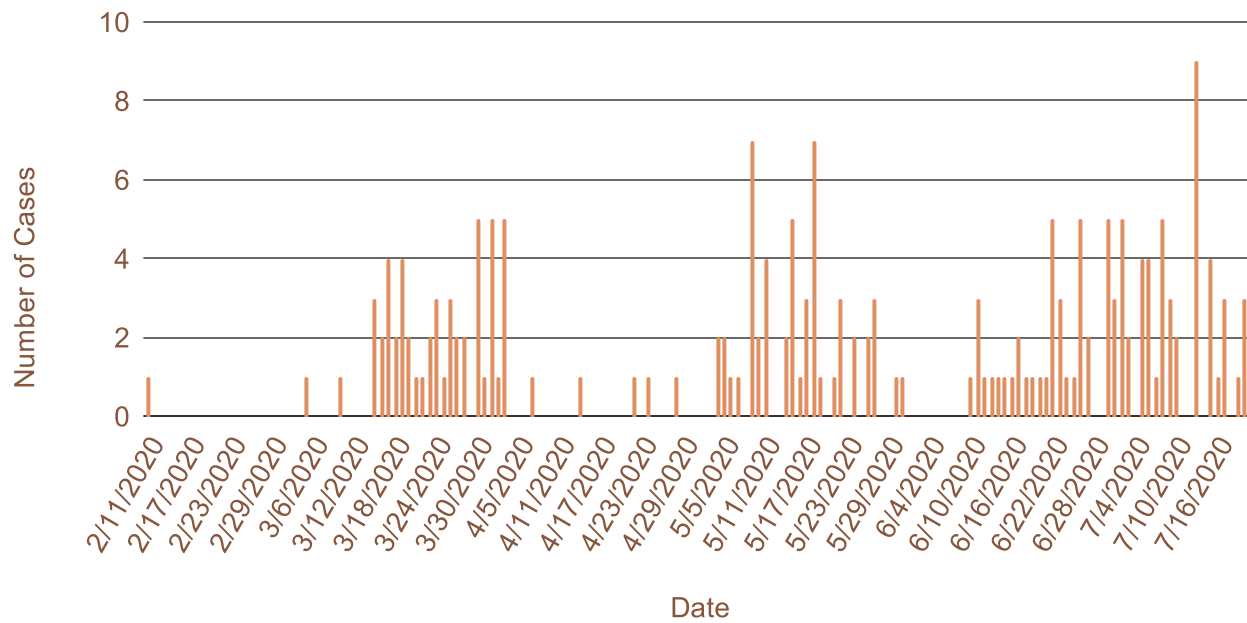
25.1%



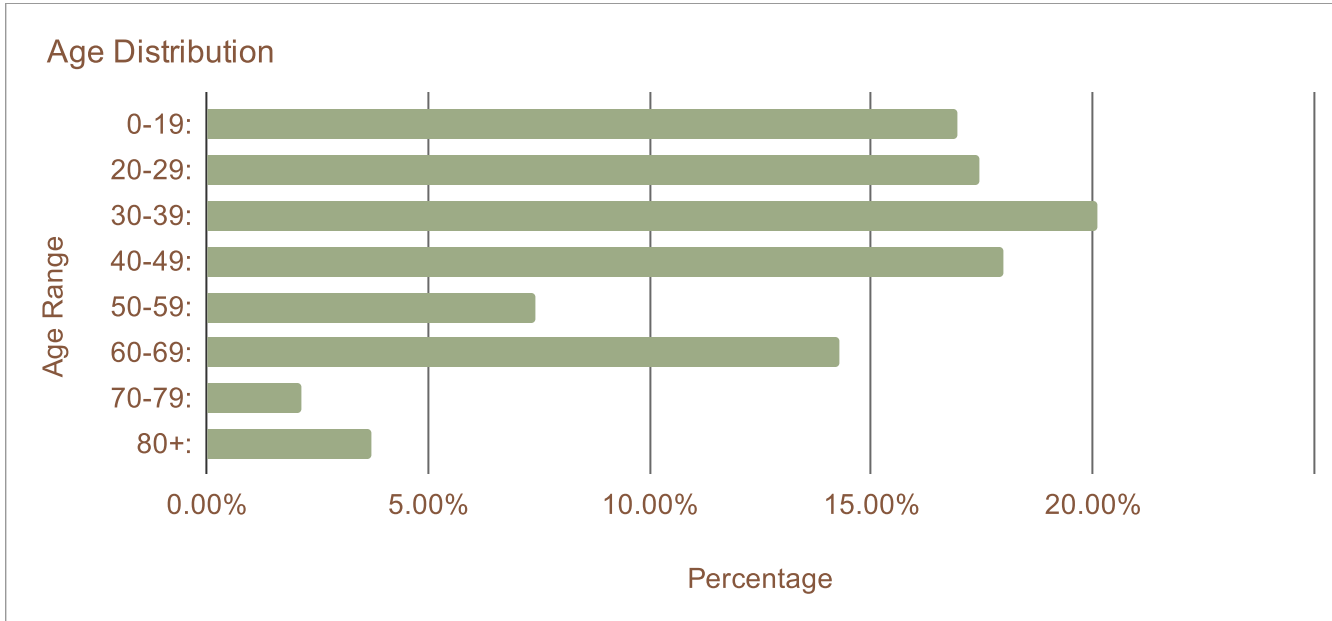
Contact to a Known Case

55.9%

### Epidemiological Curve by Episode



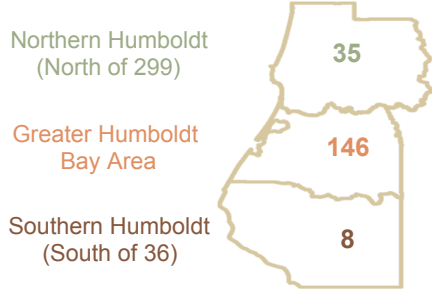
Weekly Data - Last Updated: 7/20/2020



Cumulative Positive Test Rate  
since 2/11/2020

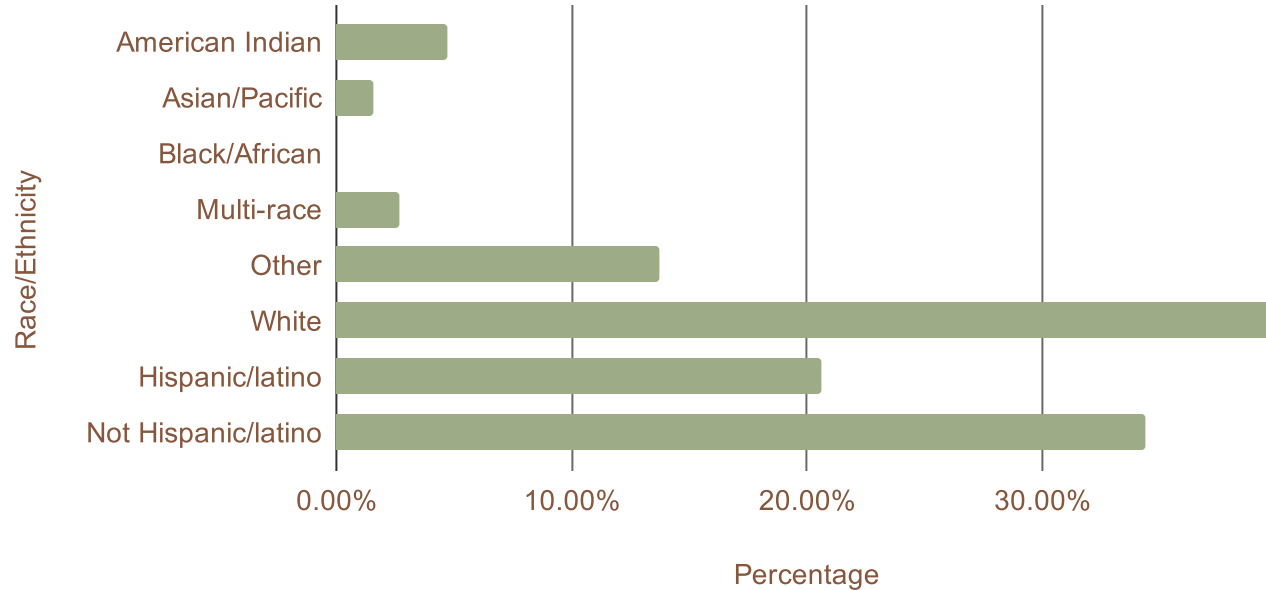
**1.38%** Current Infection (Diagnostic)      **1.49%** Previous Infection (Antibody)

### Geographic Distribution



<b>Case-doubling time</b>	<b>59 days</b>
<b>% increase in cases from previous week</b>	<b>8.67%</b>

### Race and Ethnicity Distribution



Estimated Percent of Population Tested for Current Infection

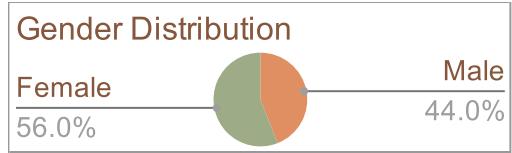
Region	%
Humboldt County	10.29%
California	15.74%
United States	13.88%

Estimated Rate of Confirmed Cases (per 100,000)

Region	Testing Rate
Humboldt County	140
California	963
United States	1,152

Monthly Data - Last Updated: 7/6/2020

39  
Mean Age of Cases



Symptom Distribution

