

**Humboldt County
Workforce Development Board**


Quarter 2 Performance Report



October 1, 2025 - December 31, 2025

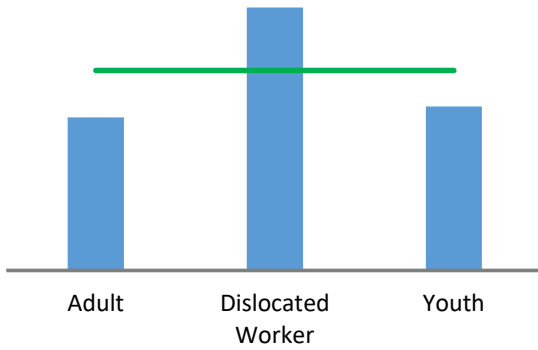
WIOA Expenditure Status					
<i>Term Start-to-Date</i>					
<i>Grant</i>	<i>Program</i>	<i>Term</i>	<i>Total Award</i>	<i>Actual Expenditures</i>	<i>Percentage Expended</i>
AA3	RERP	5/31/23-10/31/25	\$ 500,000.00	\$ 470,320.95	94%
AA5	Irvine	2/22/25-2/22/27	\$ 500,000.00	\$ 217,171.22	43%
	DOR	10/22/25-4/30/27	\$ 600,000.00	\$ 27,061.27	5%
	Adult	4/1/24-6/30/26	\$ 377,977.00	\$ 335,043.30	89%
	Layoff Aversion	4/1/24-6/30/26	\$ 61,298.00	\$ 44,202.25	72%
	Youth	4/1/24-6/30/26	\$ 442,639.00	\$ 408,586.55	92%
	Dislocated Worker	7/1/24-6/30/26	\$ 277,184.00	\$ 273,865.37	99%
	Rapid Response	4/1/24-6/30/26	\$ 208,440.00	\$ 91,407.22	44%
AA6	Adult	4/1/25-6/30/27	\$ 493,753.00	\$ 74,795.72	15%
	Layoff Aversion	4/1/25-6/30/27	\$ 65,085.00	\$ -	0%
	Youth	4/1/25-6/30/27	\$ 568,184.00	\$ -	0%
	Dislocated Worker	4/1/25-6/30/27	\$ 362,750.00	\$ 71,186.98	20%
	Rapid Response	4/1/25-6/30/27	\$ 172,190.00	\$ -	0%

Program Performance by Outcome

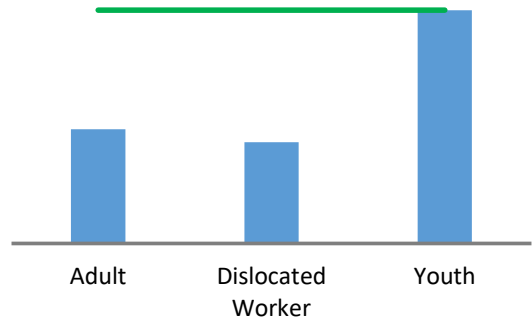
<i>Participants Served</i>				<i>Participants Exited</i>			
	<i>Adult</i>	<i>Dislocated Worker</i>	<i>Youth</i>		<i>Adult</i>	<i>Dislocated Worker</i>	<i>Youth</i>
<i>Career Services</i>	64	30	55	<i>Career Services</i>	52	10	16
<i>Training Services</i>	43	18	16	<i>Training Services</i>	46	6	2
<i>Employment Rate Q2</i>				<i>Employment Rate Q4</i>			
	<i>Adult</i>	<i>Dislocated Worker</i>	<i>Youth</i>		<i>Adult</i>	<i>Dislocated Worker</i>	<i>Youth</i>
<i>Performance</i>	48%	100%	40%	<i>Performance</i>	53%	54%	58%
<i>Negotiated Rate</i>	71.00%	68.50%	58.00%	<i>Negotiated Rate</i>	66.00%	68.00%	58.00%
<i>Median Earnings</i>				<i>Credential Rate</i>			
	<i>Adult</i>	<i>Dislocated Worker</i>	<i>Youth</i>		<i>Adult</i>	<i>Dislocated Worker</i>	<i>Youth</i>
<i>Performance</i>	\$ 10,496.47	\$ 8,190.00	\$ 5,928.22	<i>Performance</i>	45%	43%	25%
<i>Negotiated Rate</i>	\$ 8,600.00	\$ 10,000.00	\$ 3,500.00	<i>Negotiated Rate</i>	55%	55%	50%
<i>Measurable Skills Gained</i>				 <p style="text-align: center; margin: 0;">HUMBOLDT WORKFORCE COALITION</p>			
	<i>Adult</i>	<i>Dislocated Worker</i>	<i>Youth</i>				
<i>Performance</i>	50.00%	50.00%	29%				
<i>Negotiated Rate</i>	55.00%	55%	50.00%				

Program Performance by Outcome

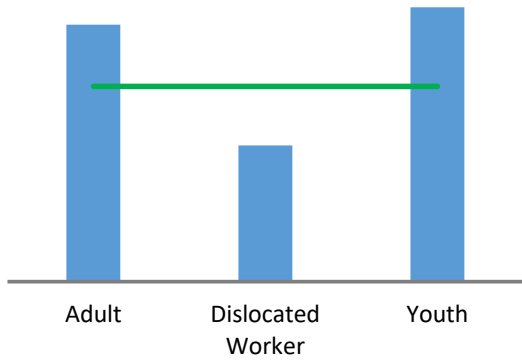
Employment Rate (Q2)



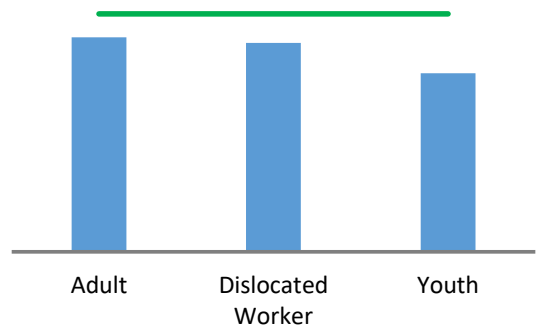
Employment Rate (Q4)



Median Earnings



Credential Rate



Measurable Skills Gained

