

**HUMBOLDT COUNTY COMMUNITY
CORRECTIONS PARTNERSHIP
EXECUTIVE COMMITTEE MEETING**

Required Member Agencies (pursuant to Penal Code Section 1230.1(b): Chief Probation Officer – Chair, Chief of Police, Sheriff, District Attorney, Public Defender, presiding judge of the Superior Court (or designee), and one representative from Mental Health, AOD or Social Services (pursuant to PC1230(b)(2)(G), (H) or (J), as designated by the Board of Supervisors).

DATE: June 18, 2025

TIME: 12:15PM - 1:15 PM

LOCATION: HUMBOLDT COUNTY COURTHOUSE, 825 5TH STREET, 1ST FLOOR, CONFERENCE ROOM A

- I. **Call To Order**
- II. **Roll Call Of Voting Members**
- III. **Review And Approval Of Minutes - April 16, 2025**

Documents:

[HCCCP EC Minutes 04162025 - DRAFT.pdf](#)

- IV. **Adjustments To Agenda**
- V. **Review Of Realignment Data**
Monthly review of data submitted by CCP Plan Partners

Documents:

[05-2025 CCP 24-25 Report.pdf](#)

- VI. **DISCUSSION ITEM: CARE Court**
- VII. **DISCUSSION ITEM: Proposition 36**
- VIII. **DISCUSSION: CalAIM**
- IX. **Set Agenda For Next Meeting (June 18, 2025)**
- X. **Roundtable**
- XI. **Adjourn**

**HUMBOLDT COUNTY COMMUNITY CORRECTIONS
PARTNERSHIP
EXECUTIVE COMMITTEE MEETING**

Required Member Agencies (pursuant to Penal Code Section 1230.1(b): Chief Probation Officer – Chair, Chief of Police, Sheriff, District Attorney, Public Defender, presiding judge of the Superior Court (or designee), and one representative from Mental Health, AOD or Social Services (pursuant to PC1230(b)(2)(G), (H) or (J), as designated by the Board of Supervisors).

DATE: April 16, 2025

TIME: 12:15pm - 1:15pm

**LOCATION: HUMBOLDT COUNTY COURTHOUSE, 825 5TH STREET, 1ST FLOOR, CONFERENCE ROOM
A**

4/16/2025 - Minutes

I. Call To Order

Chief Sanders called the meeting to order at 12:15pm.

II. Roll Call Of Voting Members

Coral Sanders, Chief Probation Officer - present

Stacey Eads, District Attorney - present (arrived at 12:24pm)

William Honsal, Sheriff - present

Ron Sligh, Ferndale Chief of Police - present

Luke Brownfield, Public Defender - Proxy Marie Essig

Connie Beck, Director of DHHS - present

Kelly Neel, Superior Court Judge - not present

III. Review And Approval Of Minutes - March 19, 2025

Sheriff Honsal motioned to approve the March meeting minutes.

Chief Sligh seconded the motion.

A vote was taken, and the motion was carried unanimously.

IV. Adjustments To Agenda

No adjustments to the agenda were made.

V. Review Of AB109 Trust Fund And Budget

Elisha Hardison reported on the current status of the AB109 trust.

- Q2 and Q3 claims are still pending.

- There is currently \$631k in training funds, with \$52k of these funds encumbered. It expected to end the FY with \$578k remaining.

VI. FUNDING REQUEST

Duane Christian presented this funding request.

- Have identified staff to attend who have not previously had the opportunity.
- If costs exceed \$9,000.00, HCSO's budget will absorb excess costs.

Director Beck motioned to approve this funding request.

Chief Sligh seconded the motion.

A vote was taken, and the motion was carried unanimously.

VII. DISCUSSION ITEM: CARE Court

- Humboldt County appears to have an increased number of referrals in comparison to other counties.
- There will be an upcoming CARE court meeting within the next couple of weeks.

VIII. DISCUSSION ITEM: Proposition 36

- Chief Sanders provided an overview of the case management a Prop 36 client receives.
- Probation initially saw an increase in Prop 36 clients but that number has since dropped off.
- Probation is working with the Courts to establish reporting guidelines for these clients.
- The jail has seen an increase in population but does not contribute Prop 36 to be a factor.

IX. DISCUSSION: CalAIM

- HCSO has partnered with HMA and will be collaborating with Probation in working with this vendor.
- With Probation and HCSO both using HMA, this creates a cost savings of over \$100,000.00.

X. Review Of Realignment Data

Data from Probation and DHHS was provided to attendees. This data can also be found attached to the agenda on the County's agenda center website.

XI. Set Agenda For Next Meeting (May 21, 2025)

To add an item to the agenda, please email Lauren Lund: LLund@co.humboldt.ca.us

XII. Roundtable

HCSO - Undersheriff Braud: Inquired about CCP covering the cost of staff attending the local CIT training. While CCP covers the cost to host the training, they have not previously covered the cost of staff's salary to attend.

BOS - Supervisor Arroyo: Provided a status on the Ming Tree building located across the street from the courthouse. The County is looking at possibly purchasing this building to use as the new Day Reporting

Center.

Probation - Chief Sanders: Please submit your 700 Forms by the end of April. Probation will be renewing their lease at 404 H Street. This is the last year that the lease can be renewed under the current contract. Probation will be using the remaining PRCS allocation towards the contract with Arcata House and will use Probation's existing allocation for the remainder.

DHHS - Paul Bugnacki: A new case manager has started at CCRC. A staff member located in the jail will be retiring.

XIII. **Adjourn**

The meeting was adjourned at 1:04pm.

DRAFT

County of Humboldt Community Corrections Partnership Monthly Report

Data for May 2025

Adult Probation Supervision Population Trend by Case Type 12-month look-back from report date: 5/31/2025

	Total Supervised		Mandatory Supervision		PRCS		Probation	
5/31/2024	1,142	100%	124	10.86 %	184	16.11%	854	74.78 %
6/30/2024	1,150	100%	126	10.96 %	186	16.17%	859	74.70 %
7/31/2024	1,142	100%	123	10.77 %	184	16.11%	858	75.13%
8/31/2024	1,144	100%	124	10.84 %	184	16.08 %	860	75.17 %
9/30/2024	1,151	100%	122	10.60 %	180	15.64%	871	75.67 %
10/31/2024	1,159	100%	125	10.79 %	183	15.79%	874	75.41 %
11/30/2024	1,155	100%	123	10.65 %	183	15.84%	874	75.67 %
12/31/2024	1,157	100%	116	10.03 %	182	15.73 %	878	75.89%
1/31/2025	1,155	100%	112	9.70 %	181	15.67 %	880	76.19%
2/28/2025	1,166	100%	115	9.86 %	185	15.87 %	886	75.99 %
3/31/2025	1,146	100%	111	9.69 %	177	15.45 %	877	76.53 %
4/30/2025	1,138	100%	105	9.23 %	176	15.47 %	874	76.80 %
5/31/2025	1,153	100%	104	9.00 %	176	15.26 %	888	77.02 %
Percentage by which each supervised population increased or decreased from 5/31/2024 to report month end date			-20	-16.13 %	-8	-4.35%	34	3.98 %

Note:

The above totals for all supervised populations represent the end-counts of the supervised populations as of the last day of the report month, including individuals on warrant. Individuals with more than one supervision case type (dual supervisions) are counted once in each category. The combined percentage values of the supervised groups will not add up to 100% due to dual supervisions.

**SRP Pre-Sentence Caseload Count for Report Month
between 05/01/2025 and 5/31/2025**

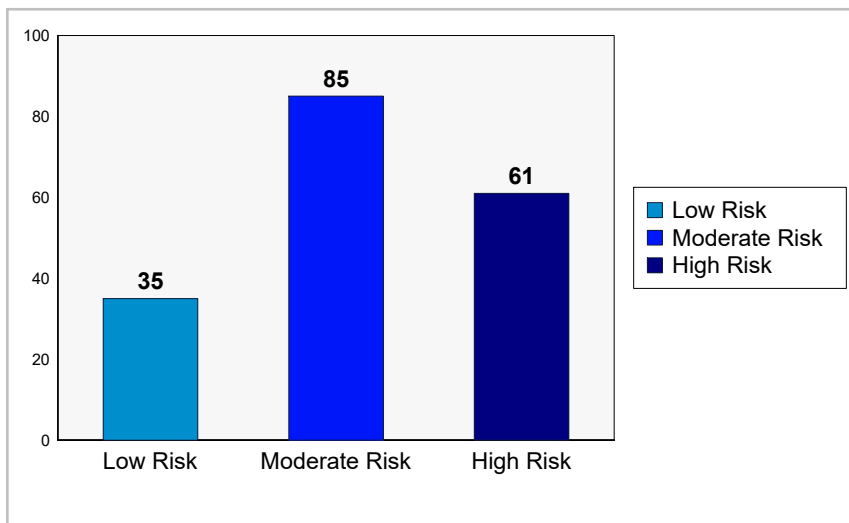
	Supes Open at Start	New Supes Opened	Supes Ended	Supes Open at End
PRS-SRP 1	48	11	14	45
PRS-SRP 2	59	14	19	54
PRS-SRP 3	32	2	2	32
PRS-SRP 4	0	0	0	0
PRS-SRP Inactive	0	0	0	0
PRS-SRP Intake	0	0	0	0
Totals:	139	27	35	131

**SRP Pre-Sentence Supervision
Length of Participation "Snap-Shot" Counts
for Supervisions Active on 5/31/2025**

Average number of months: **6**
 Greatest number of months: **41**
 Median number of months: **3**

Notes: Length counts are for SRP pre-sentence supervisions active on point-in-time date 5/31/2025.

**Risk Level Counts for Supervised Release Pre-Sentence Supervisions
Active between 5/1/2025 and 5/31/2025**



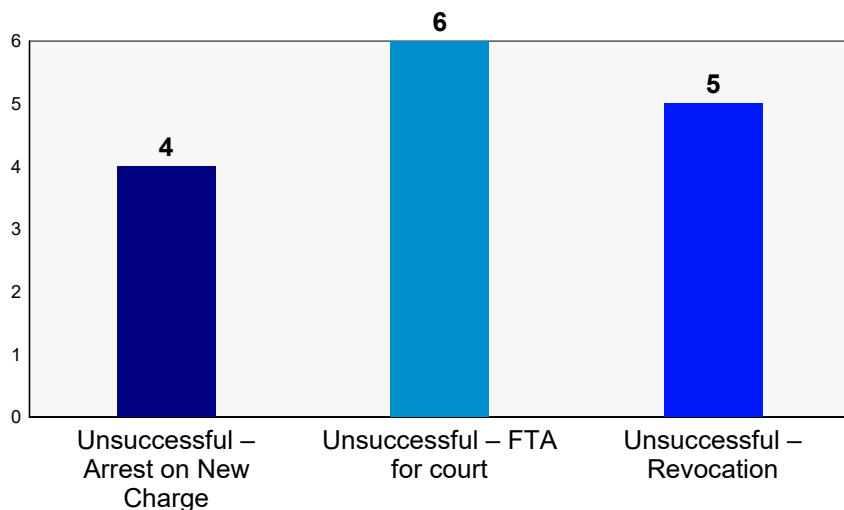
The bar chart identifies risk level counts for the total **152** SRP Pre-Sentence participants, whose supervisions were active at some point between **5/1/2025** and **5/31/2025**.

Risk levels are based on evidenced based ORAS Score levels:
 Low Risk: 0-2
 Moderate Risk: 3-5
 High Risk: 6-9

SRP Pre-Sentence Supervision Termination Outcomes between 5/1/2025 and 5/31/2025

	Total	Successful	Unsuccessful
Total	35 100.00%	20 57.14%	15 42.86%

Reasons for Unsuccessful Supervision Terminations



Notes: between **5/1/2025** and **5/31/2025**, **35** SRP pre-sentence supervisions terminated.

Of the **35** terminations, **20** were successful, and **15** were unsuccessful.

The bar chart identifies the reasons for the **15** unsuccessful terminations.

Any participant that died during supervision would be excluded from the outcomes. **0** participants died during the report period.

Formal Probation Supervision (Case Type) Termination Outcomes between 5/1/2025 to 5/31/2025

Formal Supervision Outcomes	12	100.00%
Successful	6	50.00%
Revoked - Prison - CDCR	4	33.33%
Revoked - 1170	2	16.67%

Note: the supervision outcomes above exclude 0 supervisions with "other outcome".

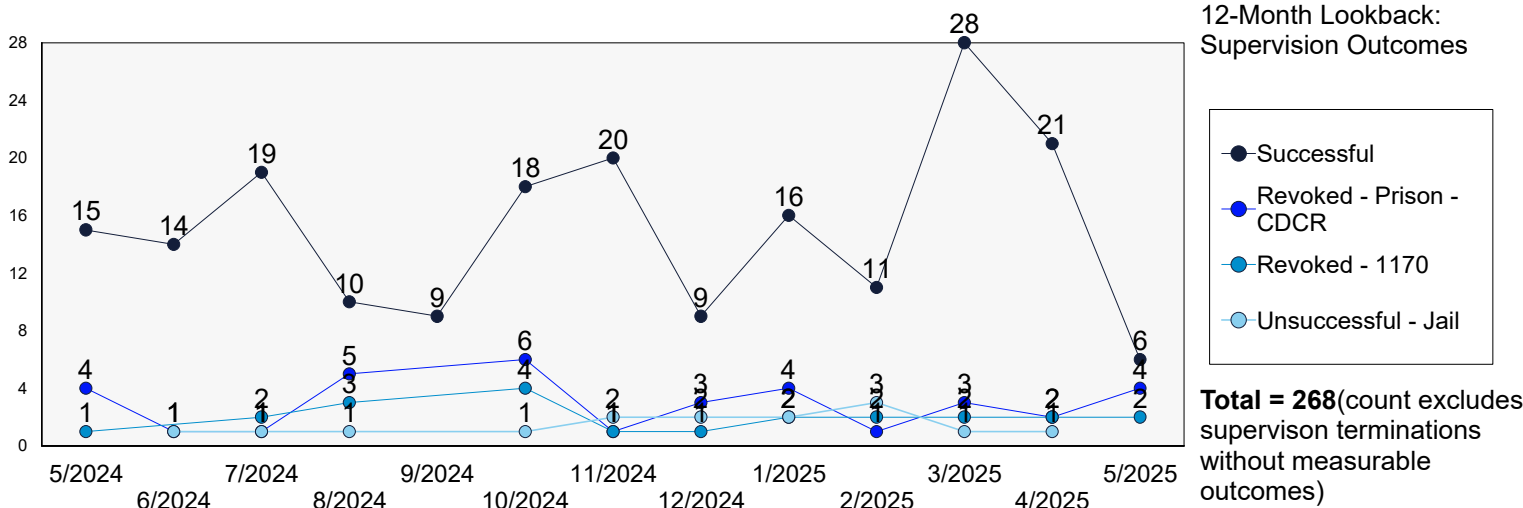
Total Formal supervisions completed: **12**
 Total successful completions: **6**
 Total unsuccessful completions: **6**
 Number of offender(s) sent to state prison (CDCR):**4**
 Number of offender(s) sent to local jail: **2**
 Total completions with unmeasurable "other" outcomes: **0**

Formal Probation (Case Type) Supervision Termination Outcomes 12-Month Lookback from 5/1/2024 to 5/31/2025

Formal Probation Outcomes Totals:	268	100.00%
Successful	196	73.13%
Revoked - Prison - CDCR	35	13.06%
Revoked - 1170	22	8.21%
Unsuccessful - Jail	15	5.60%

Note: the supervision outcomes above exclude 30 supervisions with "other outcome".

Total Formal Probation supervisions completed: **298**
 Total successful completions: **196**
 Total unsuccessful completions: **72**
 Number of offender(s) sent to state prison (CDCR):**35**
 Number of offender(s) sent to local jail: **37**
 Total completions with unmeasurable "other" outcomes: **30**



Mandatory Supervision (Case Type) Termination Outcomes between 5/1/2025 to 5/31/2025

Mandatory Supervision Outcomes	2	100.00%
Successful	2	100.00%

Note: the supervision outcomes above exclude 2 supervision(s) with "other outcome".

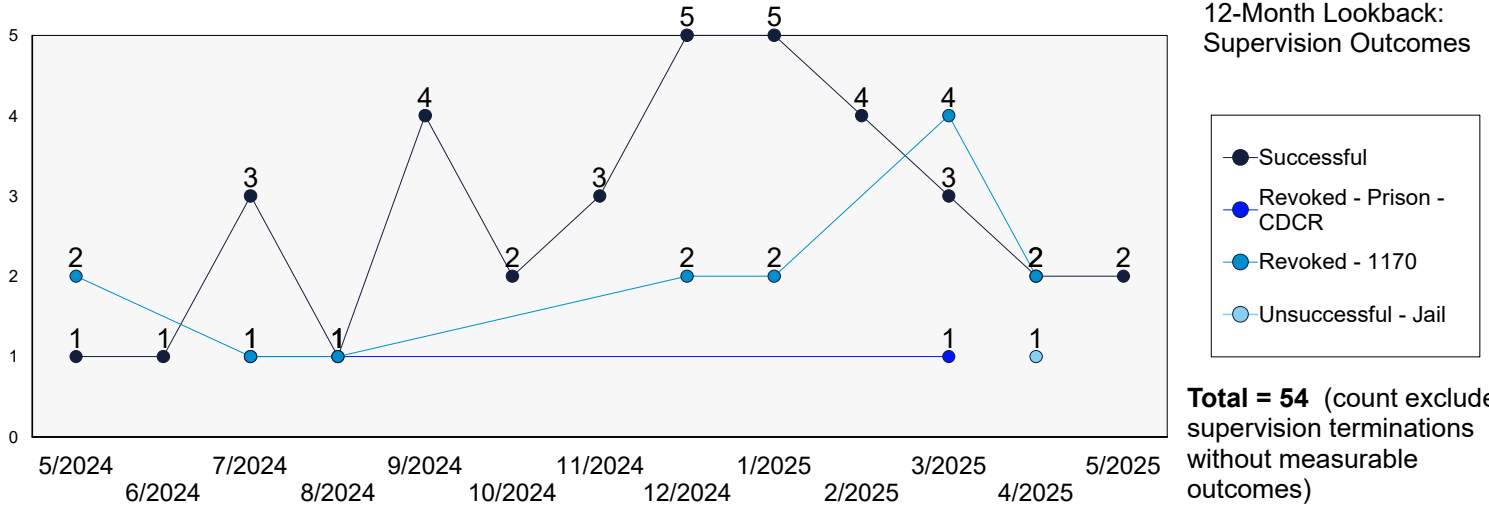
Total Mandatory supervisions completed: **4**
 Total successful completions: **2**
 Total unsuccessful completions: **0**
 Number of offender(s) sent to state prison (CDCR): **0**
 Number of offender(s) sent to local jail: **0**
 Total completions with unmeasurable "other" outcomes: **2**

Mandatory Supervision (Case Type) Termination Outcomes 12-Month Lookback from 5/1/2024 to 5/31/2025

Mandatory Supervision Outcomes	54	100.00%
Successful	36	66.67%
Revoked - Prison - CDCR	3	5.56%
Revoked - 1170	14	25.93%
Unsuccessful - Jail	1	1.85%

Note: the supervision outcomes above exclude 5 supervisions with "other outcome".

Total Mandatory supervisions completed: **59**
 Total successful completions: **36**
 Total unsuccessful completions: **18**
 Number of offender(s) sent to state prison (CDCR):**3**
 Number of offender(s) sent to local jail: **15**
 Total completions with unmeasurable "other" outcomes: **5**



Total = 54 (count excludes supervision terminations without measurable outcomes)

PRCS (Case Type) Supervision Termination Outcomes between 5/1/2025 to 5/31/2025

PRCS Supervision Outcome Totals:	4	100.00%
Successful	2	50.00%
Revoked - Prison - CDCR	1	25.00%
Unsuccessful - Jail	1	25.00%

Note: the supervision outcomes above exclude 3 supervisions with "other outcome".

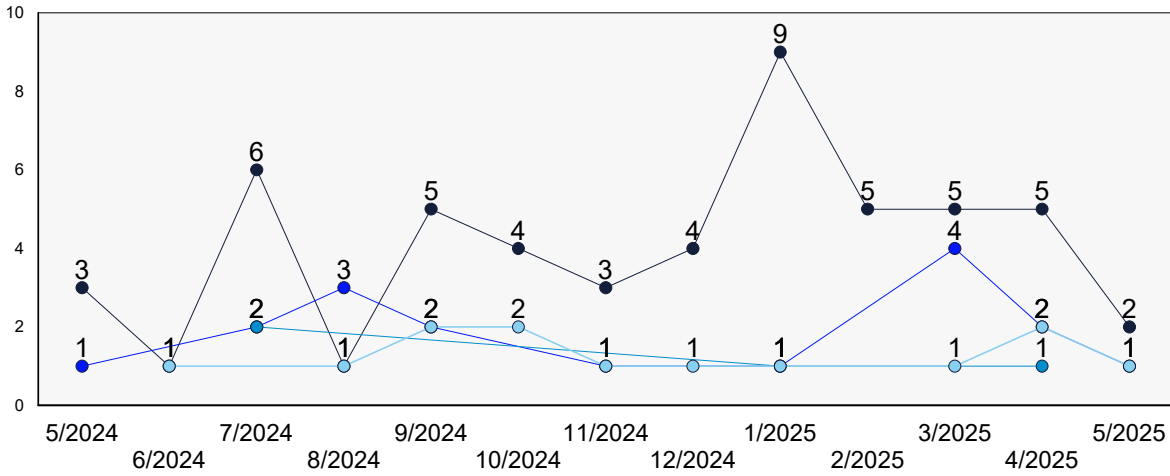
Total PRCS supervisions completed: **7**
 Total successful completions: **2**
 Total unsuccessful completions: **2**
 Number of offender(s) sent to state prison (CDCR):**1**
 Number of offender(s) sent to local jail: **1**
 Total completions with unmeasurable "other" outcomes: **3**

PRCS (Case Type) Supervision Termination Outcomes 12-Month Lookback from 5/1/2024 to 5/31/2025

PRCS Supervision Outcome Totals:	87	100.00%
Successful	53	60.92%
Revoked - Prison - CDCR	17	19.54%
Revoked - 1170	4	4.60%
Unsuccessful - Jail	13	14.94%

Note: the supervision outcomes above exclude **13** supervisions with "other outcome".

Total PRCS supervisions completed: **100**
 Total successful completions: **53**
 Total unsuccessful completions: **34**
 Number of offender(s) sent to state prison (CDCR):**17**
 Number of offender(s) sent to local jail: **17**
 Total completions with unmeasurable "other" outcomes: **13**



12-Month Lookback: Supervision Outcomes



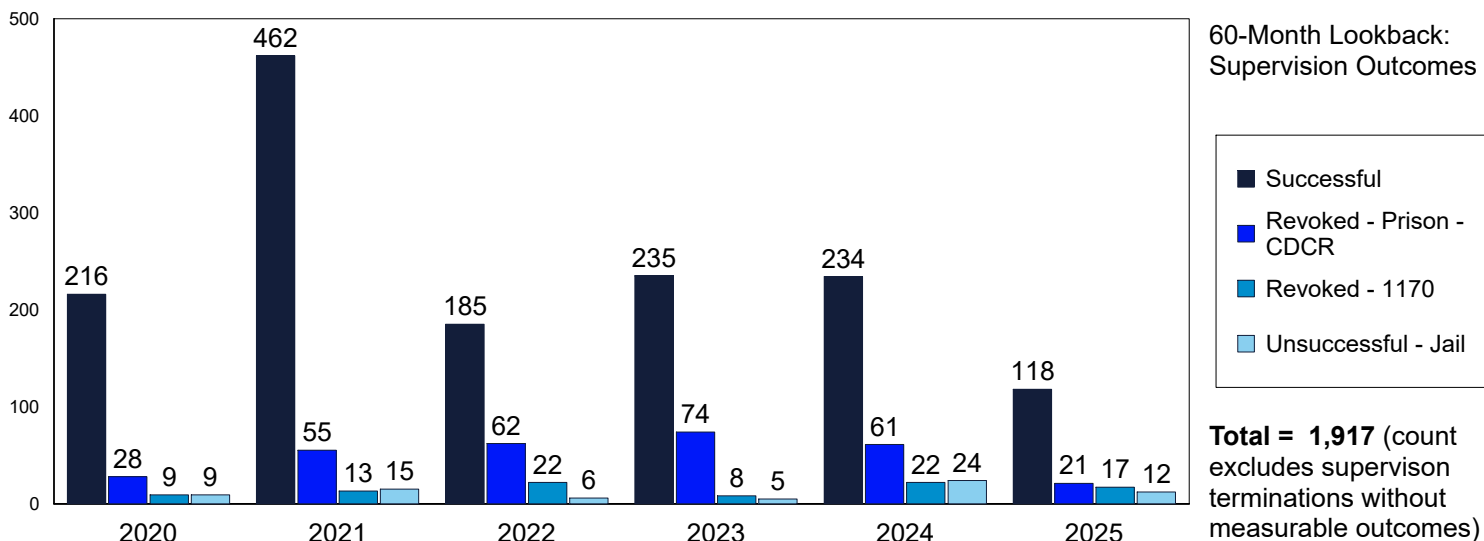
Total =100 (count excludes supervision terminations without measurable outcomes)

Adult Supervision Termination Outcomes (all Case Types) 60-Month Lookback from 5/1/2020 to 5/31/2025

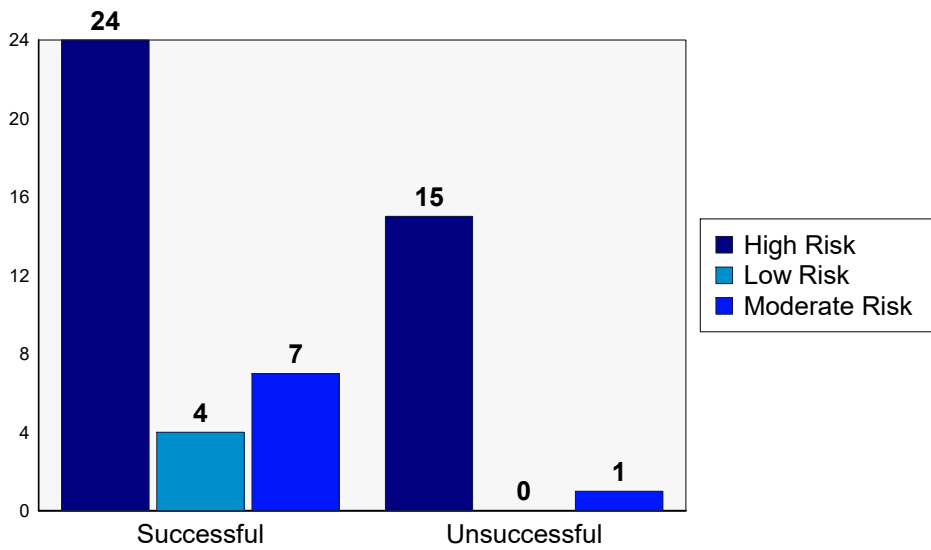
	Total	
Total	1,913	100.00%
Successful	1,450	75.80%
Revoked - Prison - CDCR	301	15.73%
Revoked - 1170	91	4.76%
Unsuccessful - Jail	71	3.71%

Total adult supervisions completed: **2,232**
 Total successful completions: **1,450**
 Total unsuccessful completions: **467**
 Number of offender(s) sent to state prison (CDCR): **301**
 Number of offender(s) sent to local jail: **162**
 Total completions with unmeasurable "other" outcomes: **315**

Note: the above count excludes 315 supervision terminations without measurable outcomes.



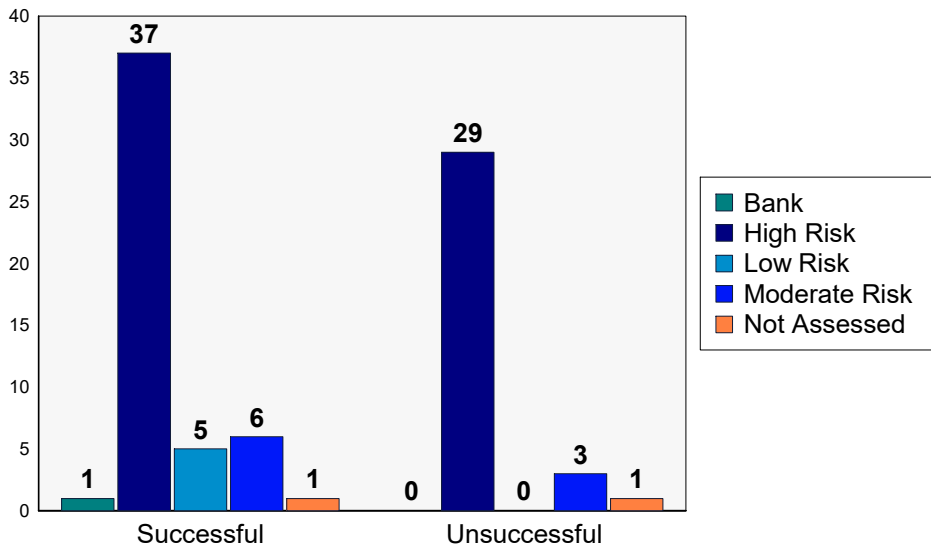
**Mandatory Supervision ("Split Sentence") Completion Outcomes by Risk Classification Levels
between 6/1/24 and 5/31/2025 (12-month lookback)**



	Total		Successful		Unsuccessful	
Total	51	100.00%	35	68.63%	16	31.37%
High Risk	39	100.00%	24	61.54%	15	38.46%
Low Risk	4	100.00%	4	100.00%	0	0.00%
Moderate Risk	8	100.00%	7	87.50%	1	12.50%

Note: count total excludes 5 supervisions that ended without measurable outcomes, due to reasons such as transfer or death.

**PRCS Supervision Completion Outcomes by Risk Classification Level
between 6/1/24 and 5/31/2025 (12-month lookback)**



	Total		Successful		Unsuccessful	
Total	83	100.00%	50	60.24%	33	39.76%
Bank	1	100.00%	1	100.00%	0	0.00%
High Risk	66	100.00%	37	56.06%	29	43.94%
Low Risk	5	100.00%	5	100.00%	0	0.00%
Moderate Risk	9	100.00%	6	66.67%	3	33.33%
Not Assessed	2	100.00%	1	50.00%	1	50.00%

Note: count total excludes 13 supervisions that ended without measurable outcomes, due to reasons such as transfer or death.

AB109 Realignment Fund Amounts Paid to Vendors for Contracted Services during FY 24-25
Information is current as of 5/1/2025

	Total	Completed	Didn't Cor	Not Used	Pending
Total	48	30	9	3	6
Sex Offender Tr	1	0	0	0	1
Transitional Ho	47	30	9	3	5

		Total
Total		(\$19,784.00)
Sex Offender Treatment	Total	
	Narum Clinical	
Transitional Housing	Total	(\$19,784.00)
	Cornerstones	(\$500.00)
	Feather House	(\$6,234.00)
	Redwood Reco	(\$7,500.00)
	Sage House	(\$5,550.00)

Table A shows the number of approved service orders and their outcome status as of 5/1/2025

Table B shows the amounts submitted for payment for FY 23-24 services as of 5/1/2025 by vendor and service type.