



# Humboldt County Community Corrections Partnership – Executive Committee

---

**Date:** November 15, 2023

**Time:** 12:15 PM to 1:30 PM

**Location:** Humboldt County Courthouse, 1<sup>st</sup> Floor,  
Conference Room A

---

Required Member Agencies (pursuant to Penal Code Section 1230.1(b): Chief Probation Officer – Chair, Chief of Police, Sheriff, District Attorney, Public Defender, presiding judge of the Superior Court (or designee), and one representative from Mental Health, AOD or Social Services (pursuant to PC1230(b)(2)(G), (H) or (J), as designated by the Board of Supervisors).

## Agenda

---

- I. **Call to Order**
- II. **Roll Call of Voting Members**
- III. **Review and approval of minutes – August 16, 2023**
- IV. **Adjustments to Agenda**
- V. **Review of AB 109 trust fund and budget.**

### NEW BUSINESS

- VI. **Report out on CIT Conference – Discussion Item**

### OLD BUSINESS:

- VII. **Review of Realignment Data -Discussion Item**  
*Monthly Review of data submitted by CCP Plan partners.*
- VIII. **Set agenda for next meeting (December 20, 2023).**
  - *New legislation: SB43 & CARE Court – DHHS, Connie Beck*
- IX. **Roundtable** (as time permits)
- X. **Adjourn**



# Humboldt County Community Corrections Partnership – Executive Committee

---

**Date:** August 16, 2023

**Time:** 12:15 PM to 1:30 PM

**Location:** Humboldt County Courthouse, 1<sup>st</sup> Floor,  
Conference Room A

---

Required Member Agencies (pursuant to Penal Code Section 1230.1(b): Chief Probation Officer – Chair, Chief of Police, Sheriff, District Attorney, Public Defender, presiding judge of the Superior Court (or designee), and one representative from Mental Health, AOD or Social Services (pursuant to PC1230(b)(2)(G), (H) or (J), as designated by the Board of Supervisors).

## Minutes

---

### I. Call to Order

Interim Chief Probation Officer Coral Sanders called the meeting to order at 12:18pm.

### II. Roll Call of Voting Members

- Coral Sanders, Chief Probation Officer
- Stacey Eads, District Attorney
- William Honsal, Sheriff
- Ron Sligh, Ferndale Chief of Police
- Luke Brownfield, Public Defender
- Connie Beck, Director of DHHS
- Gregory Kreis, Superior Court Judge; proxy Meara Hattan

### III. Review and approval of minutes – July 19, 2023

Sheriff Honsal moved to approve the July meeting minutes.  
Ferndale Police Chief Sligh seconded the motion.  
A vote was taken, and the motion was carried unanimously.

### IV. Adjustments to Agenda

No adjustments were made to the agenda.

### V. Review of AB 109 trust fund and budget.

Interim Probation Chief Sanders gave a brief report out of the current status of the AB109 Trust account.

- Fiscal Year 22-23 ended with roughly \$11.4 million in the trust (this does not include encumbered funds).
- \$240,000.00 of this is PRCS only.
- \$550k is for training.
- \$5.1 million in growth.
- The reserve balance is at \$1.2 million.
- \$3.85 million is set aside for the jail expansion project.

## **NEW BUSINESS**

### **VI. DISCUSSION ITEM: Review of current HCCCP funded positions**

Connie Beck: DHHS had an internal discussion regarding if their current funded positions by CCP was sufficient. In 2021, DHHS had \$621,000.00 in salary savings; in 2022 there was \$397,000.00 in salary savings; in Fiscal Year 22-23 there was \$175,000.00 in salary savings. Due to the decrease in salary savings, DHHS is better utilizing their funded positions in more recent years.

Coral Sanders: PRCS is utilizing all CCP funded positions. With the current population increasing, the need for this staff will also increase.

William Honsal – There are currently five positions in the Jail funded by CCP. All positions have been deemed necessary to continue. Staff looked at funding of jail programs and saw that CCP was providing a half wage for a College of the Redwoods instructor for educational purposes. This position is now fully funded by College of the Redwoods.

### **VII. DISCUSSION ITEM: HCSO – Jail: Update on the jail expansion project**

Sheriff Honsal provided a summary of the jail expansion project.

- The project went out to bid with 1 bid received that was \$14 million over budget.
- HCSO went back to the drawing board to try to get costs down.
- A new proposal will be brought before the board to reject the current bid and approve a new program moving forward.
- The new program will consist of a facility that will house out of custody prisoners as an alternative to jail.
- They will receive intensive programming and will be released during the day to do work service programs or other jail programs and will be housed at night as part of a step-down program of the jail.
- By allowing this program, it will likely save money and allow the jail expansion project to be on budget.
- This is a unique situation that will be a benefit to the community. This would allow HCSO to not have to build a jail facility, and therefore have lesser building guidelines due to the type of facility this building would be.

Captain Christian stated that this was the most effective way to receive the intended outcomes of this population while staying in budget. This would house the AB109 population and provide them with intensive programming, while giving the flexibility to clients to allow them to leave for employment, SWAP, and/or education purposes.

## **OLD BUSINESS:**

### **VIII. Review of Realignment Data -Discussion Item**

*Monthly Review of data submitted by CCP Plan partners.*

Data handouts were provided during the meeting and can be found in the Agenda Center on the County's website.

### **IX. Set agenda for next meeting (August 16, 2023).**

- Possible report out from DHHS on county staff who attended the CIT training.

### **X. Roundtable (as time permits)**

Darren Ghisetti-Probation: SRP is evaluating their Electronic Monitoring system to see if they would like to stay with their current vendor or select a new one. The courts are requesting more clients be on Electronic Monitoring, which is cause for a reassessment of SRP's current equipment and process. An RFP was sent out and responses are being reviewed to select a vendor.

Paul Bugnacki-DHHS: Staffing levels are fluctuating. Brian Barnes will be leaving his position that is currently located at CCRC. An increase of nurses is being utilized: 1 at CCRC and 1-2 at the Jail. The state hospital is continuing to push for county solutions for outpatient facilities for those who are incompetent to stand trial. DHHS has applied for \$500k of funding to assist with the planning phase of this.

Melissa Furbee-ETD: ETD is looking at the services provided for AB109 clients and invites others to be a part of that process if they'd like.

### **XI. Adjourn**

The meeting was adjourned at 1:05pm.

# County of Humboldt Community Corrections Partnership Monthly Report Data for October 2023

## Adult Probation Supervision Population Trend by Case Type 12-month look-back from report date: 10/31/2023

	Total Supervised		Mandatory Supervision		PRCS		Probation	
<b>10/31/2022</b>	1,118	100%	119	10.64 %	169	15.12%	837	74.87 %
<b>11/30/2022</b>	1,127	100%	116	10.29 %	170	15.08%	849	75.33 %
<b>12/31/2022</b>	1,122	100%	116	10.34 %	169	15.06%	844	75.22 %
<b>1/31/2023</b>	1,114	100%	115	10.32 %	169	15.17 %	838	75.22 %
<b>2/28/2023</b>	1,122	100%	114	10.16 %	176	15.69%	840	74.87 %
<b>3/31/2023</b>	1,133	100%	113	9.97 %	180	15.89%	848	74.85 %
<b>4/30/2023</b>	1,142	100%	109	9.54 %	183	16.02%	859	75.22 %
<b>5/31/2023</b>	1,150	100%	111	9.65 %	191	16.61 %	859	74.70%
<b>6/30/2023</b>	1,157	100%	111	9.59 %	189	16.34 %	869	75.11%
<b>7/31/2023</b>	1,162	100%	112	9.64 %	189	16.27 %	874	75.22 %
<b>8/31/2023</b>	1,158	100%	115	9.93 %	188	16.23 %	870	75.13 %
<b>9/30/2023</b>	1,149	100%	118	10.27 %	183	15.93 %	867	75.46 %
<b>10/31/2023</b>	<b>1,173</b>	<b>100%</b>	<b>122</b>	<b>10.40 %</b>	<b>187</b>	<b>15.94 %</b>	<b>884</b>	<b>75.36 %</b>
Percentage by which each supervised population increased or decreased from 10/31/2022 to report month end date			<b>3</b>	<b>2.52 %</b>	<b>18</b>	<b>10.65%</b>	<b>47</b>	<b>5.62 %</b>

Note:  
The above totals for all supervised populations represent the end-counts of the supervised populations as of the last day of the report month, including individuals on warrant. Individuals with more than one supervision case type (dual supervisions) are counted once in each category. The combined percentage values of the supervised groups will not add up to 100% due to dual supervisions.

**SRP Pre-Sentence Caseload Count for Report Month  
between 10/01/2023 and 10/31/2023**

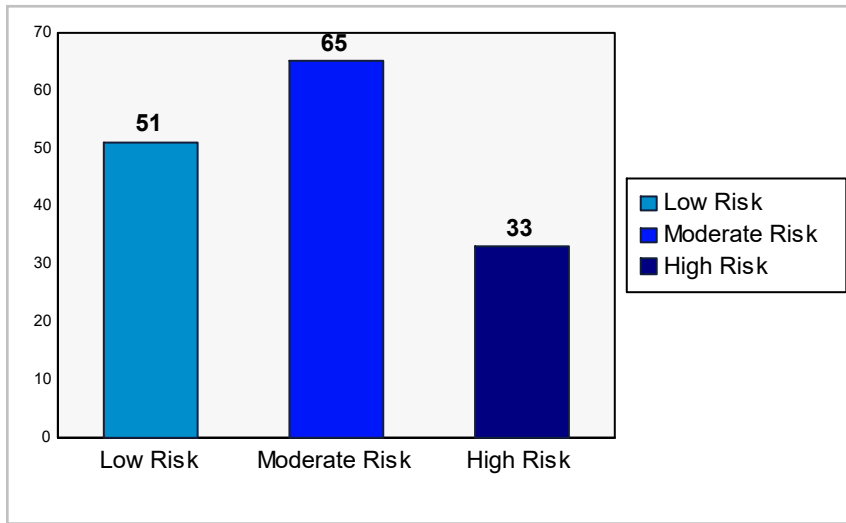
	Supes Open at Start	New Supes Opened	Supes Ended	Supes Open at End
PRS-SRP 1	47	11	10	48
PRS-SRP 2	60	21	21	60
PRS-SRP 3	9	2	2	9
PRS-SRP 4	0	0	0	0
PRS-SRP Inactive	0	0	0	0
PRS-SRP Intake	0	0	0	0
<b>Totals:</b>	<b>116</b>	<b>34</b>	<b>33</b>	<b>117</b>

**SRP Pre-Sentence Supervision  
Length of Participation "Snap-Shot" Counts  
for Supervisions Active on 10/31/2023**

Average number of months: **6**  
 Greatest number of months: **32**  
 Median number of months: **2**

**Notes:** Length counts are for SRP pre-sentence supervisions active on point-in-time date 10/31/2023.

**Risk Level Counts for Supervised Release Pre-Sentence Supervisions  
Active between 10/1/2023 and 10/31/2023**



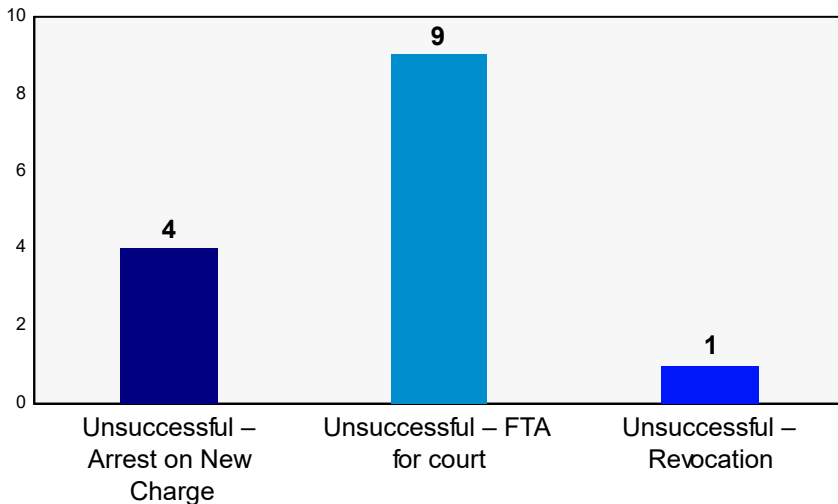
The bar chart identifies risk level counts for the total **146** SRP Pre-Sentence participants, whose supervisions were active at some point between **10/1/2023** and **10/31/2023**.

Risk levels are based on evidenced based ORAS Score levels:  
 Low Risk: 0-2  
 Moderate Risk: 3-5  
 High Risk: 6-9

**SRP Pre-Sentence Supervision Termination Outcomes between 10/1/2023 and 10/31/2023**

	Total	Successful	Unsuccessful
<b>Total</b>	<b>33</b> 100.00%	<b>19</b> 57.58%	<b>14</b> 42.42%

**Reasons for Unsuccessful Supervision Terminations**



Notes: between **10/1/2023** and **10/31/2023**, **33** SRP pre-sentence supervisions terminated.

Of the **33** terminations, **19** were successful, and **14** were unsuccessful.

The bar chart identifies the reasons for the **14** unsuccessful terminations.

Any participant that died during supervision would be excluded from the outcomes. **0** participants died during the report period.

**Formal Probation Supervision (Case Type) Termination Outcomes between 10/1/2023 to 10/31/2023**

<b>Formal Supervision Outcomes</b>	<b>22</b>	100.00%
<b>Successful</b>	13	59.09%
<b>Revoked - Prison - CDCR</b>	7	31.82%
<b>Unsuccessful - Jail</b>	2	9.09%

Note: the supervision outcomes above exclude 1 supervisions with "other outcome".

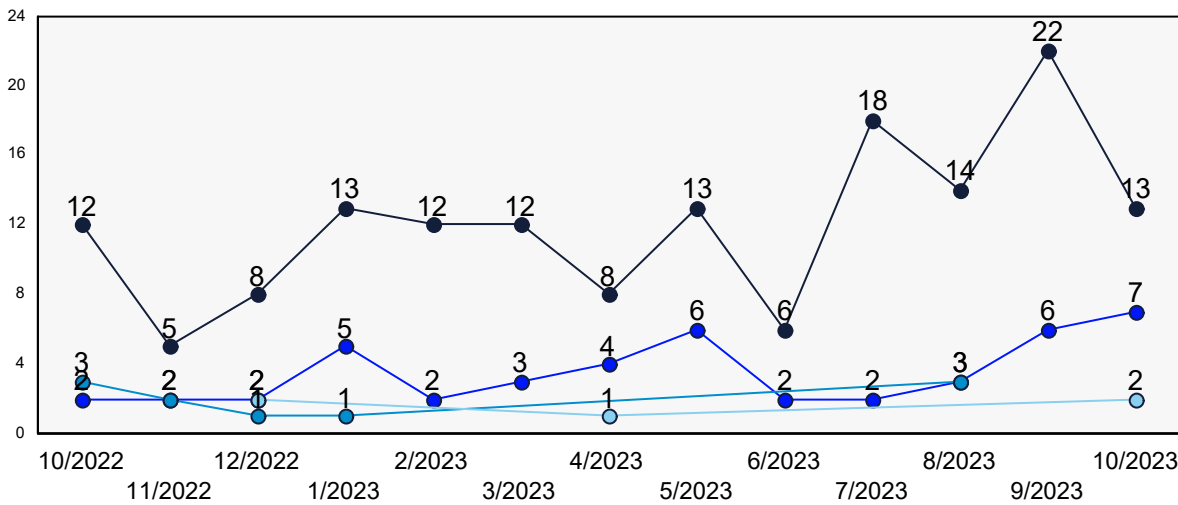
Total Formal supervisions completed: **23**  
 Total successful completions: **13**  
 Total unsuccessful completions: **9**  
 Number of offender(s) sent to state prison ( CDCR):**7**  
 Number of offender(s) sent to local jail: **2**  
 Total completions with unmeasurable "other" outcomes: **1**

**Formal Probation (Case Type) Supervision Termination Outcomes 12-Month Lookback from 10/1/2022 to 10/31/2023**

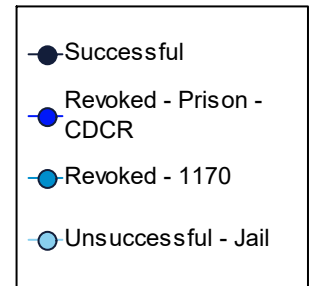
<b>Formal Probation Outcomes Totals</b>	<b>217</b>	100.00%
<b>Successful</b>	156	71.89%
<b>Revoked - Prison - CDCR</b>	46	21.20%
<b>Revoked - 1170</b>	10	4.61%
<b>Unsuccessful - Jail</b>	5	2.30%

Note: the supervision outcomes above exclude 39 supervisions with "other outcome".

Total Formal Probation supervisions completed: **256**  
 Total successful completions: **156**  
 Total unsuccessful completions: **61**  
 Number of offender(s) sent to state prison ( CDCR):**46**  
 Number of offender(s) sent to local jail: **15**  
 Total completions with unmeasurable "other" outcomes: **39**



12-Month Lookback: Supervision Outcomes



**Total = 217**(count excludes supervision terminations without measurable outcomes)

**Mandatory Supervision (Case Type) Termination Outcomes between 10/1/2023 to 10/31/2023**

<b>Mandatory Supervision Outcomes</b>	<b>3</b>	100.00%
<b>Revoked - Prison - CDCR</b>	3	100.00%

Note: the supervision outcomes above exclude 0 supervision(s)with "other outcome".

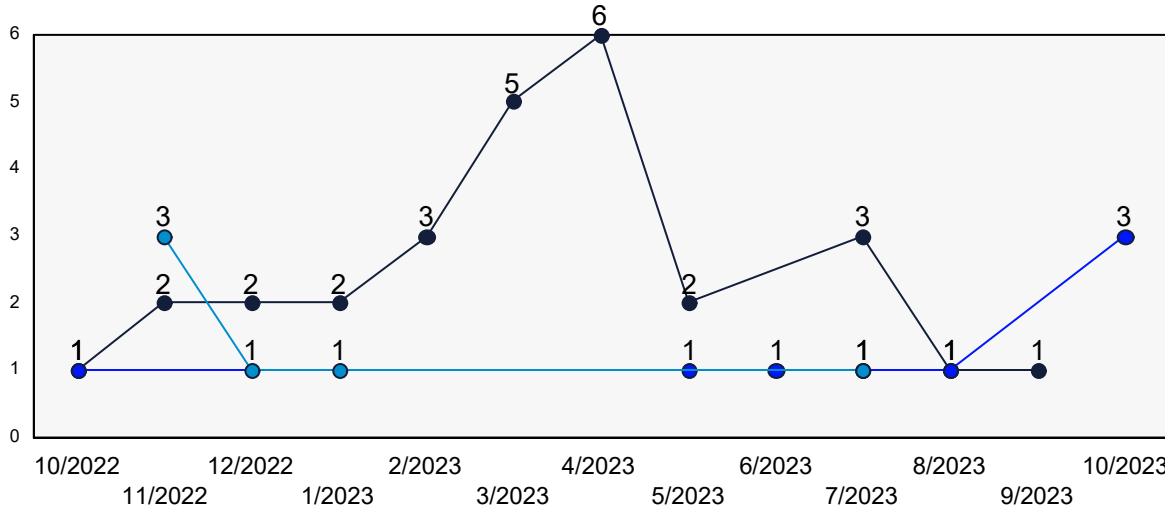
Total Mandatory supervisions completed: **3**  
 Total successful completions: **0**  
 Total unsuccessful completions: **3**  
 Number of offender(s) sent to state prison ( CDCR): **3**  
 Number of offender(s) sent to local jail: **0**  
 Total completions with unmeasurable "other" outcomes: **0**

**Mandatory Supervision (Case Type) Termination Outcomes 12-Month Lookback from 10/1/2022 to 10/31/2023**

<b>Mandatory Supervision Outcomes</b>	<b>42</b>	<b>100.00%</b>
<b>Successful</b>	<b>28</b>	<b>66.67%</b>
<b>Revoked - Prison - CDCR</b>	<b>8</b>	<b>19.05%</b>
<b>Revoked - 1170</b>	<b>6</b>	<b>14.29%</b>

Total Mandatory supervisions completed: **46**  
 Total successful completions: **28**  
 Total unsuccessful completions: **14**  
 Number of offender(s) sent to state prison ( CDCR):**8**  
 Number of offender(s) sent to local jail: **6**  
 Total completions with unmeasurable "other" outcomes: **4**

Note: the supervision outcomes above exclude 4 supervisions with "other outcome".



12-Month Lookback: Supervision Outcomes



**Total = 42** (count excludes supervision terminations without measurable outcomes)

**PRCS (Case Type) Supervision Termination Outcomes between 10/1/2023 to 10/31/2023**

<b>PRCS Supervision Outcome Totals:</b>	<b>1</b>	<b>100.00%</b>
<b>Revoked - Prison - CDCR</b>	<b>1</b>	<b>100.00%</b>

Total PRCS supervisions completed: **1**  
 Total successful completions: **0**  
 Total unsuccessful completions: **1**  
 Number of offender(s) sent to state prison ( CDCR):**1**  
 Number of offender(s) sent to local jail: **0**  
 Total completions with unmeasurable "other" outcomes: **0**

Note: the supervision outcomes above exclude 0 supervisions with "other outcome".

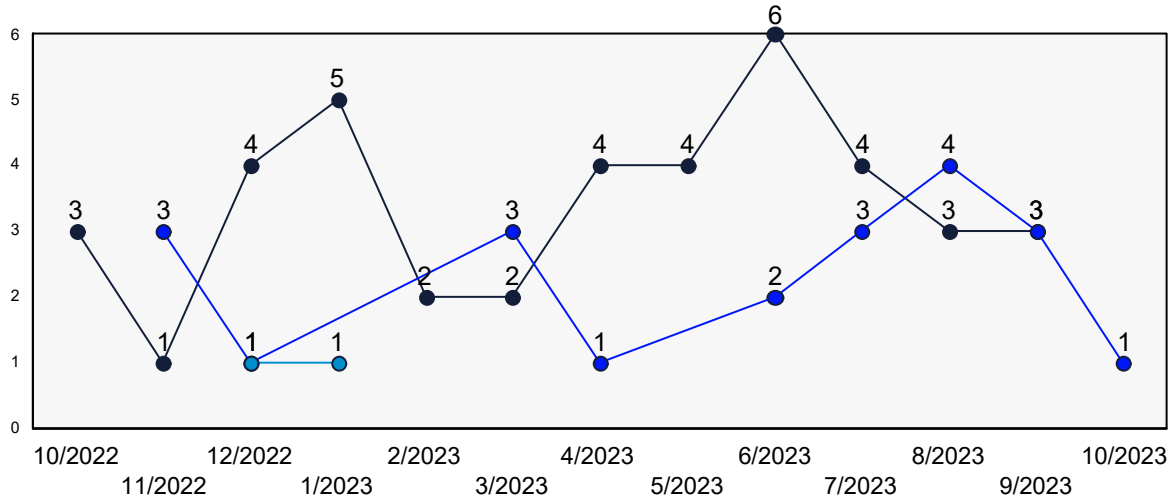


**PRCS (Case Type) Supervision Termination Outcomes 12-Month Lookback from 10/1/2022 to 10/31/2023**

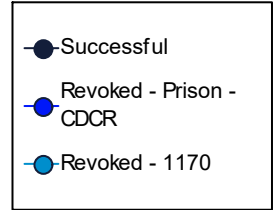
<b>PRCS Supervision Outcome Totals:</b>	<b>64</b>	<b>100.00%</b>
<b>Successful</b>	41	64.06%
<b>Revoked - Prison - CDCR</b>	21	32.81%
<b>Revoked - 1170</b>	2	3.13%

Total PRCS supervisions completed: **72**  
 Total successful completions: **41**  
 Total unsuccessful completions: **23**  
 Number of offender(s) sent to state prison ( CDCR):**21**  
 Number of offender(s) sent to local jail: **2**  
 Total completions with unmeasurable "other" outcomes: **8**

Note: the supervision outcomes above exclude **8** supervisions with "other outcome".



12-Month Lookback: Supervision Outcomes



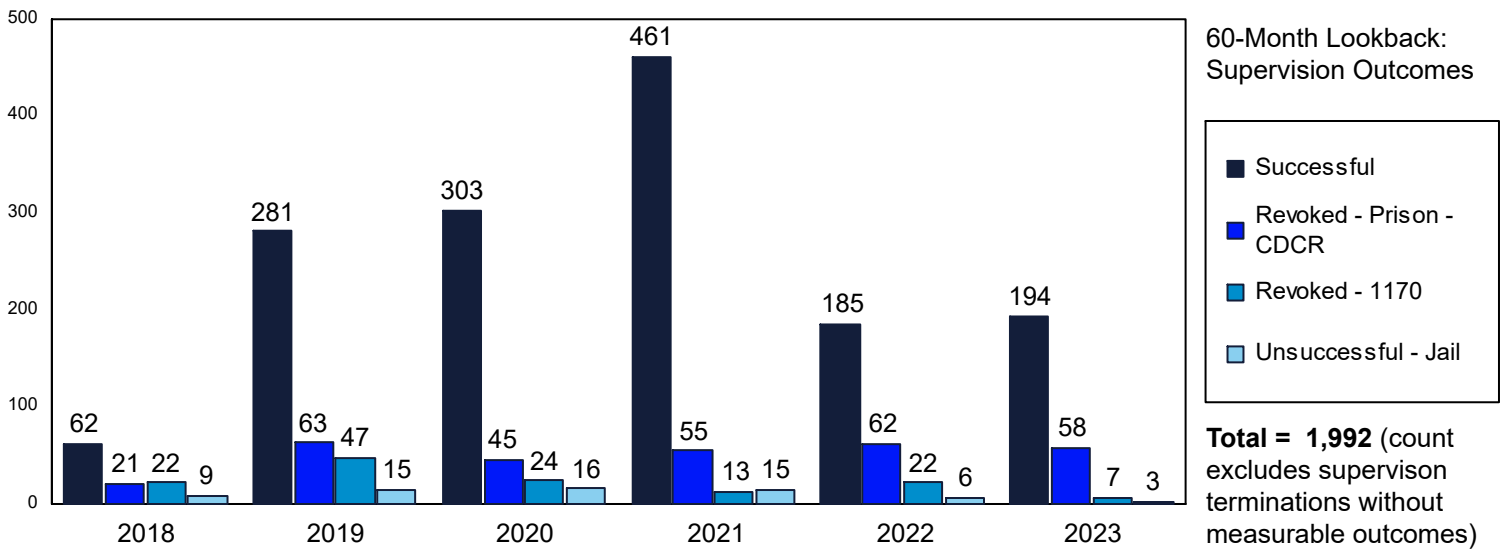
**Total =72** (count excludes supervision terminations without measurable outcomes)

**Adult Supervision Termination Outcomes (all Case Types) 60-Month Lookback from 10/1/2018 to 10/31/2023**

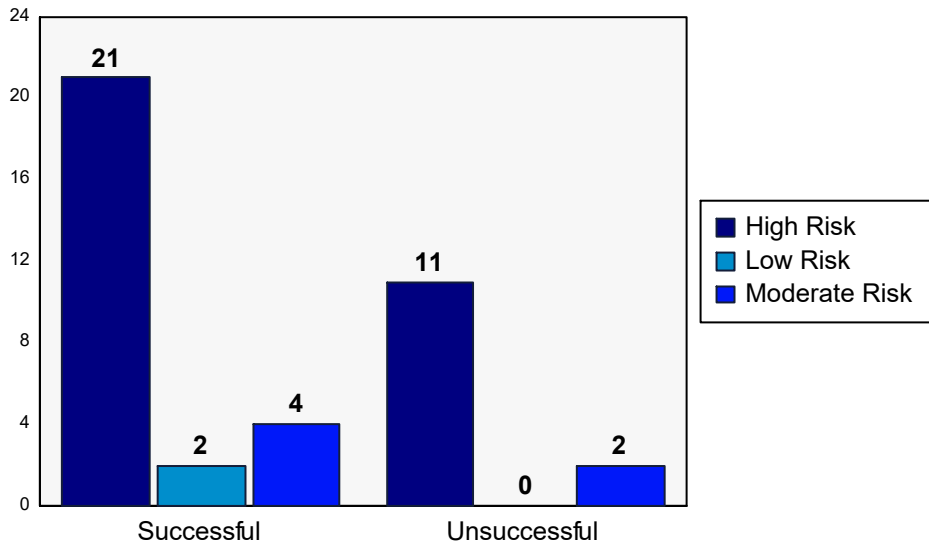
	Total	
<b>Total</b>	<b>1,989</b>	100.00%
<b>Successful</b>	<b>1,486</b>	74.71%
<b>Revoked - Prison - CDCR</b>	<b>304</b>	15.28%
<b>Revoked - 1170</b>	<b>135</b>	6.79%
<b>Unsuccessful - Jail</b>	<b>64</b>	3.22%

Total adult supervisions completed: **2,358**  
 Total successful completions: **1,486**  
 Total unsuccessful completions: **506**  
 Number of offender(s) sent to state prison ( CDCR):**304**  
 Number of offender(s) sent to local jail: **199**  
 Total completions with unmeasurable "other" outcomes: **366**

*Note: the above count excludes 366 supervision terminations without measurable outcomes.*



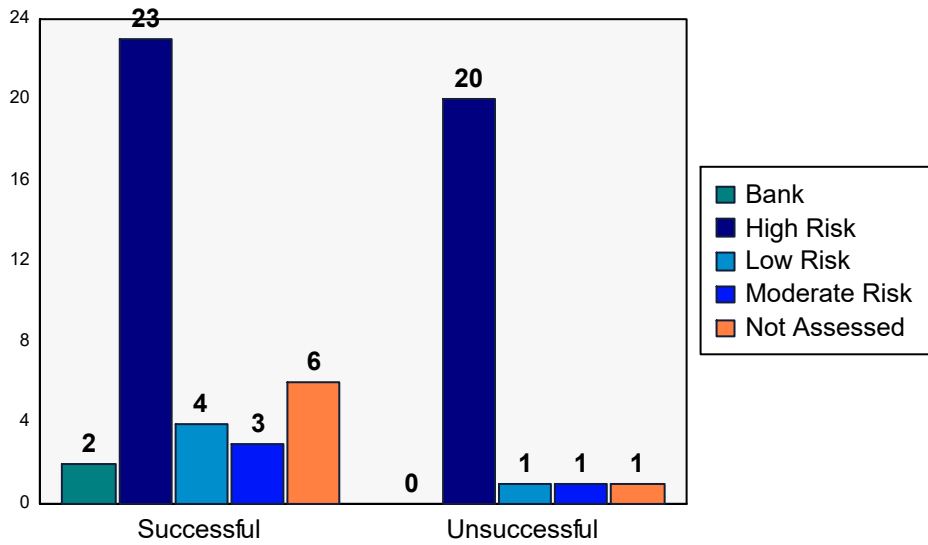
**Mandatory Supervision ("Split Sentence") Completion Outcomes by Risk Classification Levels  
between 11/1/22 and 10/31/2023 (12-month lookback)**



	Total		Successful		Unsuccessful	
<b>Total</b>	<b>40</b>	100.00%	<b>27</b>	67.50%	<b>13</b>	32.50%
High Risk	<b>32</b>	100.00%	21	65.63%	11	34.38%
Low Risk	<b>2</b>	100.00%	2	100.00%	0	0.00%
Moderate Risk	<b>6</b>	100.00%	4	66.67%	2	33.33%

*Note: count total excludes 4 supervisions that ended without measurable outcomes, due to reasons such as transfer or death.*

**PRCS Supervision Completion Outcomes by Risk Classification Level  
between 11/1/22 and 10/31/2023 (12-month lookback)**



	Total		Successful		Unsuccessful	
<b>Total</b>	<b>61</b>	100.00%	<b>38</b>	62.30%	<b>23</b>	37.70%
Bank	2	100.00%	2	100.00%	0	0.00%
High Risk	43	100.00%	23	53.49%	20	46.51%
Low Risk	5	100.00%	4	80.00%	1	20.00%
Moderate Risk	4	100.00%	3	75.00%	1	25.00%
Not Assessed	7	100.00%	6	85.71%	1	14.29%

*Note: count total excludes 8 supervisions that ended without measurable outcomes, due to reasons such as transfer or death.*

**AB109 Realignment Fund Amounts Paid to Vendors for Contracted Services during FY 23-24  
Information is current as of 11/7/2023**

	<b>Total</b>	<b>Completed</b>	<b>Didn't Complete</b>	<b>Not Used</b>	<b>Pending</b>
<b>Total</b>	26	20	1	3	1
<b>Sex Offender Treatment</b>	2	0	0	0	1
<b>Transitional Housing</b>	24	20	1	3	0

		<b>Total</b>
<b>Total</b>		(\$11,386.00)
<b>Sex Offender Treatment</b>	<b>Total</b>	(\$2,850.00)
	<b>Narum Clinical</b>	(\$2,850.00)
<b>Transitional Housing</b>	<b>Total</b>	(\$8,536.00)
	<b>Ginger's House</b>	(\$136.00)
	<b>Redwood Reco</b>	(\$5,325.00)
	<b>Sage House</b>	(\$3,075.00)

**Table A shows the number of approved service orders and their outcome status as of 11/7/2023**

**Table B shows the amounts submitted for payment for FY 23-24 services as of 11/7/2023 by vendor and service type.**