



Humboldt County Community Corrections Partnership – Executive Committee

Date: August 16, 2023

Time: 12:15 PM to 1:30 PM

Location: Humboldt County Courthouse, 1st Floor,
Conference Room A

Required Member Agencies (pursuant to Penal Code Section 1230.1(b): Chief Probation Officer – Chair, Chief of Police, Sheriff, District Attorney, Public Defender, presiding judge of the Superior Court (or designee), and one representative from Mental Health, AOD or Social Services (pursuant to PC1230(b)(2)(G), (H) or (J), as designated by the Board of Supervisors).

Agenda

- I. **Call to Order**
- II. **Roll Call of Voting Members**
- III. **Review and approval of minutes – July 19, 2023**
- IV. **Adjustments to Agenda**
- V. **Review of AB 109 trust fund and budget.**

NEW BUSINESS

- VI. **DISCUSSION ITEM**: Review of current HCCCP funded positions.
- VII. **DISCUSSION ITEM**: HCSO – Jail: Update on the jail expansion project.

OLD BUSINESS:

- VIII. **Review of Realignment Data -Discussion Item**
Monthly Review of data submitted by CCP Plan partners.
- IX. **Set agenda for next meeting (August 16, 2023).**
- X. **Roundtable** (as time permits)
- XI. **Adjourn**



Humboldt County Community Corrections Partnership – Executive Committee

Date: July 19, 2023

Time: 12:15 PM to 1:30 PM

Location: Humboldt County Courthouse, 1st Floor,
Conference Room A

Required Member Agencies (pursuant to Penal Code Section 1230.1(b): Chief Probation Officer – Chair, Chief of Police, Sheriff, District Attorney, Public Defender, presiding judge of the Superior Court (or designee), and one representative from Mental Health, AOD or Social Services (pursuant to PC1230(b)(2)(G), (H) or (J), as designated by the Board of Supervisors).

Minutes

I. Call to Order

Interim Chief of Probation Coral Sanders called the meeting to order at 12:17 pm.

II. Roll Call of Voting Members

- Coral Sanders, Chief Probation Officer
- Stacey Eads, District Attorney
- William Honsal, Sheriff
- Ron Sligh, Ferndale Chief of Police
- Luke Brownfield, Public Defender
- Connie Beck, Director of DHHS
- ~~Gregory Kreis, Superior Court Judge~~; Meara Hattan as Proxy

III. Review and approval of minutes – June 21, 2023

William Honsal moved to approve the June meeting minutes.
Ron Sligh seconded the motion.
A vote was taken that was unanimous.
The motion was carried.

IV. Adjustments to Agenda

No adjustments to the agenda were made.

V. Review of AB 109 trust fund and budget.

Probation's Legal Office Business Manager, Elisha Hardison reported out on the current status of the CCP trust.

- Currently awaiting on 4th quarter numbers to come in.
- If CCP were to expend all budgeted funds from last fiscal year, the year would end with around \$1.7million to roll over into the current fiscal year.
- Final 22-23 fiscal year figures can be expected in the next couple of months.

NEW BUSINESS

- VI. **REQUEST FOR FUNDING:** HCSO-Jail: Continuous funding for One (1) Additional Correctional Deputy II Position in the Sheriff Alternative Work Program (SWAP), that would have an annual increase in costs of **\$123,287.00 – Action Item**

The CCP Executive committee is currently providing continuous funding for Two (2) Correctional Deputy II's.

Duane Christian presented this action item and provided a brief overview of the SWAP program. The program contains a farm in Fortuna, provides motor pool services, and various other things. A Funding request for this position was presented to the Board of Supervisors that resulted in a one-time funding issuance. They were advised to seek revenue elsewhere as well.

Previously, there were around 120 AB-109 inmates that were participants in the SWAP program. The current population contains about 55-60% offenders who were diverted away from prison through this program. The SWAP program has opened again as of June 1st and SWAP numbers will continue to increase. This creates a need for an additional staff member, that is currently funded by HCSO. They are hoping to have this Correctional Deputy position covered by CCP. Without a SWAP program, these offenders would be serving their sentence in jail, placing the jail population over capacity.

Connie Beck inquired about the current budget and the list of rollover funding items, and a review of all positions covered by CCP funding.

Elisha Hardison stated that the current base allocation is around \$5.6million, with \$6.4million budgeted for ongoing expenditures.

William Honsal and Connie Beck requested at the next meeting to review the funded positions under CCP and their duties.

Ron Sligh motioned to approve this funding request.

Connie Beck seconded the motion.

A vote was taken that was unanimous.

The motion was carried.

OLD BUSINESS:

- VII. **Review of Realignment Data -Discussion Item**

Monthly Review of data submitted by CCP Plan partners.

SRP releases are increasing.

- VIII. **Set agenda for next meeting (August 16, 2023).**

- Review of current CCP funded positions. The CCP Plan will be sent out to Executive members for review of their CCP funded positions. Please be prepared to report out on these positions.
- HCSO-jail: Update on 863 jail expansion project.

IX. Roundtable (as time permits)

Darren Ghisetti/Probation: SRP success rates are increasing, currently up to 73%. The state is averaging 40-60% success.

Justin Nadigoo/Probation: SRP team has going out into the field to address communication issues with clients.

William Honsal/HCSO-jail: The jail is open once again to accepting new inmates. Jail populations are increasing. Current staff who are newer, have not yet experienced a full jail population until now. A lot of changes have been made; inmates receiving a lot of services they have needed.

Melissa Furbee: wanted to let members know that they are open to having staff go into the jail to offer employment services and job preparedness services.

X. Adjourn

The meeting was adjourned at 12:48pm.

DRAFT

County of Humboldt Community Corrections Partnership Monthly Report Data for July 2023

Adult Probation Supervision Population Trend by Case Type 12-month look-back from report date: 7/31/2023

	Total Supervised		Mandatory Supervision		PRCS		Probation	
7/31/2022	1,109	100%	116	10.46 %	169	15.24%	830	74.84 %
8/31/2022	1,116	100%	116	10.39 %	168	15.05%	840	75.27 %
9/30/2022	1,122	100%	118	10.52 %	171	15.24%	839	74.78%
10/31/2022	1,121	100%	119	10.62 %	170	15.17 %	839	74.84 %
11/30/2022	1,129	100%	116	10.27 %	171	15.15%	847	75.02 %
12/31/2022	1,124	100%	116	10.32 %	170	15.12%	845	75.18 %
1/31/2023	1,115	100%	115	10.31 %	170	15.25%	838	75.16 %
2/28/2023	1,122	100%	114	10.16 %	177	15.78 %	840	74.87%
3/31/2023	1,134	100%	113	9.96 %	181	15.96 %	848	74.78%
4/30/2023	1,143	100%	109	9.54 %	184	16.10 %	859	75.15 %
5/31/2023	1,152	100%	112	9.72 %	192	16.67 %	859	74.57 %
6/30/2023	1,158	100%	112	9.67 %	190	16.41 %	868	74.96 %
7/31/2023	1,167	100%	115	9.90 %	191	16.37 %	875	74.98 %
Percentage by which each supervised population increased or decreased from 7/31/2022 to report month end date			-1	-0.86 %	22	13.02%	45	5.42 %

Note:

The above totals for all supervised populations represent the end-counts of the supervised populations as of the last day of the report month, including individuals on warrant. Individuals with more than one supervision case type (dual supervisions) are counted once in each category. The combined percentage values of the supervised groups will not add up to 100% due to dual supervisions.

**SRP Pre-Sentence Caseload Count for Report Month
between 07/01/2023 and 7/31/2023**

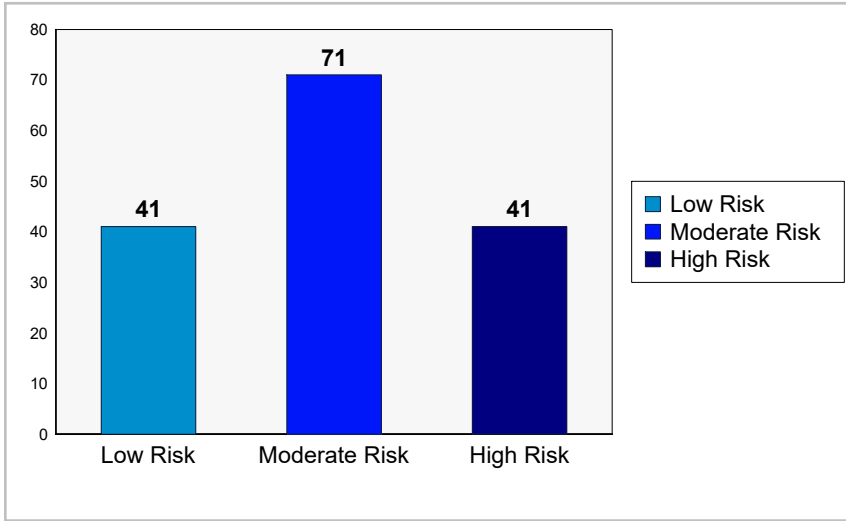
	Supes Open at Start	New Supes Opened	Supes Ended	Supes Open at End
PRS-SRP 1	47	16	11	52
PRS-SRP 2	64	11	19	56
PRS-SRP 3	11	4	0	15
PRS-SRP 4	0	0	0	0
PRS-SRP Inactive	0	0	0	0
PRS-SRP Intake	0	0	0	0
Totals:	122	31	30	123

**SRP Pre-Sentence Supervision
Length of Participation "Snap-Shot" Counts
for Supervisions Active on 7/31/2023**

Average number of months: **5**
 Greatest number of months: **28**
 Median number of months: **2**

Notes: Length counts are for SRP pre-sentence supervisions active on point-in-time date 7/31/2023.

**Risk Level Counts for Supervised Release Pre-Sentence Supervisions
Active between 7/1/2023 and 7/31/2023**



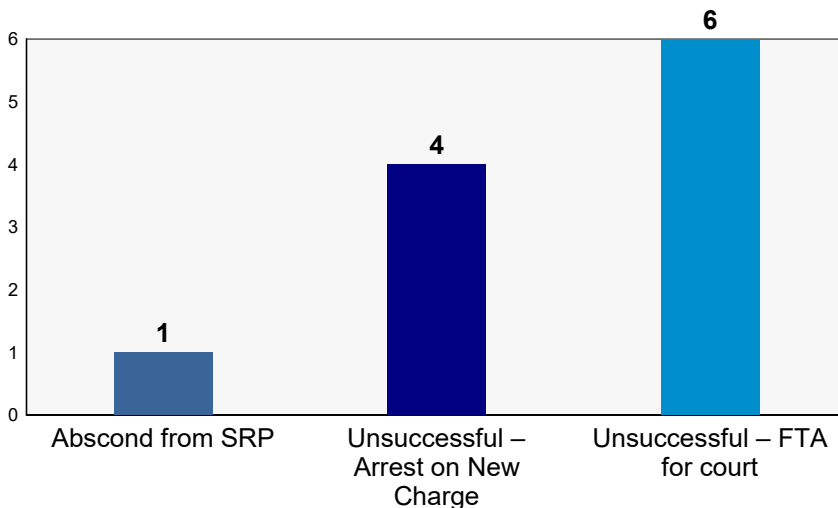
The bar chart identifies risk level counts for the total **147** SRP Pre-Sentence participants, whose supervisions were active at some point between **7/1/2023** and **7/31/2023**.

Risk levels are based on evidenced based ORAS Score levels:
 Low Risk: 0-2
 Moderate Risk: 3-5
 High Risk: 6-9

SRP Pre-Sentence Supervision Termination Outcomes between 7/1/2023 and 7/31/2023

	Total	Successful	Unsuccessful
Total	30 100.00%	19 63.33%	11 36.67%

Reasons for Unsuccessful Supervision Terminations



Notes: between **7/1/2023** and **7/31/2023**, **30** SRP pre-sentence supervisions terminated.

Of the **30** terminations, **19** were successful, and **11** were unsuccessful.

The bar chart identifies the reasons for the **11** unsuccessful terminations.

Any participant that died during supervision would be excluded from the outcomes. **0** participants died during the report period.

Formal Probation Supervision (Case Type) Termination Outcomes between 7/1/2023 to 7/31/2023

Formal Supervision Outcomes	19	100.00%
Successful	17	89.47%
Revoked - Prison - CDCR	2	10.53%

Note: the supervision outcomes above exclude 1 supervisions with "other outcome".

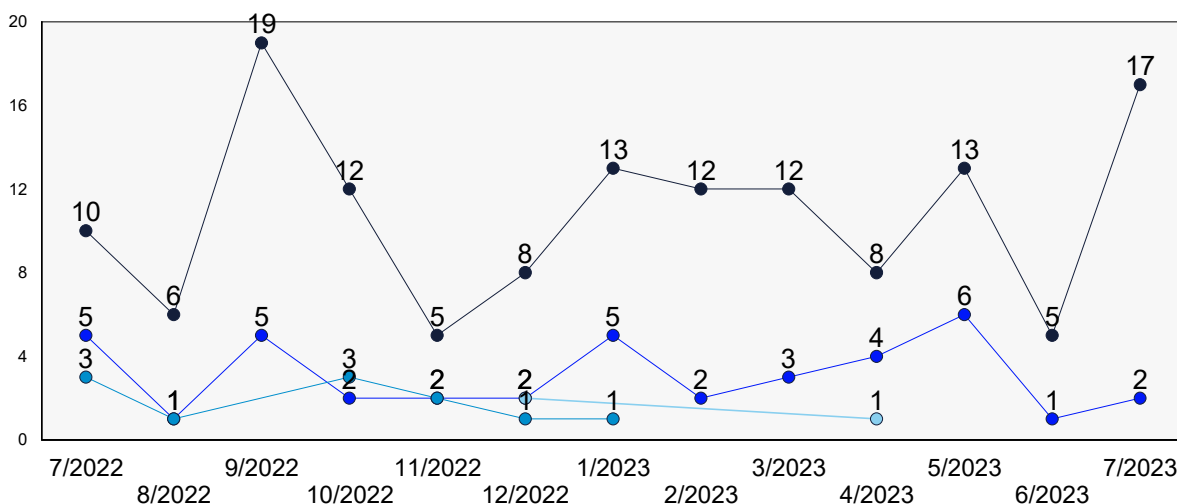
Total Formal supervisions completed: **20**
 Total successful completions: **17**
 Total unsuccessful completions: **2**
 Number of offender(s) sent to state prison (CDCR):**2**
 Number of offender(s) sent to local jail: **0**
 Total completions with unmeasurable "other" outcomes: **1**

Formal Probation (Case Type) Supervision Termination Outcomes 12-Month Lookback from 7/1/2022 to 7/31/2023

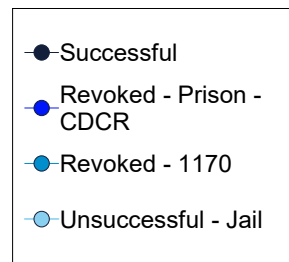
Formal Probation Outcomes Totals	194	100.00%
Successful	140	72.16%
Revoked - Prison - CDCR	40	20.62%
Revoked - 1170	11	5.67%
Unsuccessful - Jail	3	1.55%

Note: the supervision outcomes above exclude 35 supervisions with "other outcome".

Total Formal Probation supervisions completed: **229**
 Total successful completions: **140**
 Total unsuccessful completions: **54**
 Number of offender(s) sent to state prison (CDCR):**40**
 Number of offender(s) sent to local jail: **14**
 Total completions with unmeasurable "other" outcomes: **35**



12-Month Lookback: Supervision Outcomes



Total = 194(count excludes supervision terminations without measurable outcomes)

Mandatory Supervision (Case Type) Termination Outcomes between 7/1/2023 to 7/31/2023

Mandatory Supervision Outcomes	4	100.00%
Successful	3	75.00%
Revoked - Prison - CDCR	1	25.00%

Note: the supervision outcomes above exclude 0 supervision(s) with "other outcome".

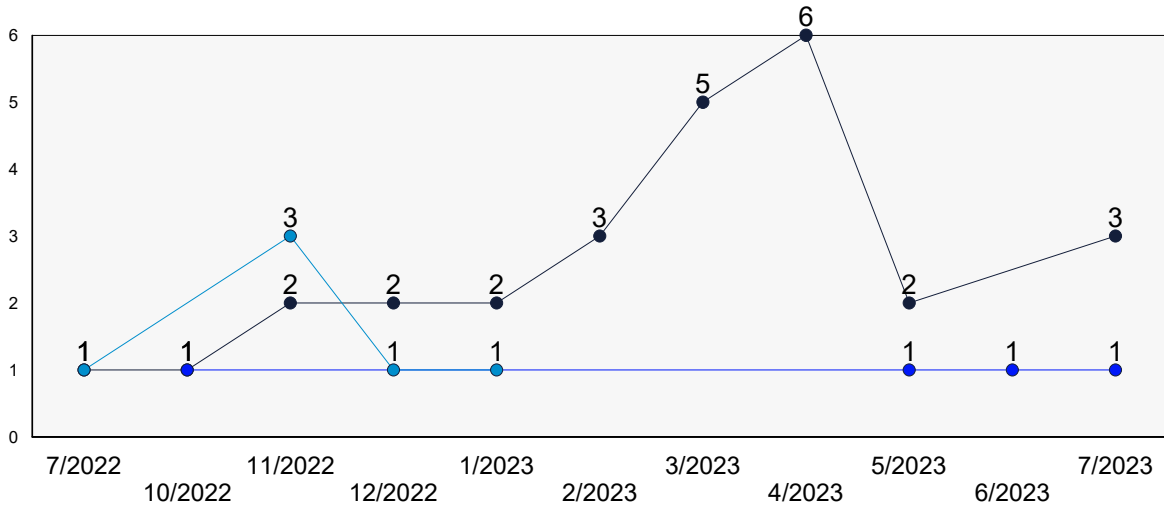
Total Mandatory supervisions completed: **4**
 Total successful completions: **3**
 Total unsuccessful completions: **1**
 Number of offender(s) sent to state prison (CDCR): **1**
 Number of offender(s) sent to local jail: **0**
 Total completions with unmeasurable "other" outcomes: **0**

Mandatory Supervision (Case Type) Termination Outcomes 12-Month Lookback from 7/1/2022 to 7/31/2023

Mandatory Supervision Outcomes	37	100.00%
Successful	27	72.97%
Revoked - Prison - CDCR	4	10.81%
Revoked - 1170	6	16.22%

Note: the supervision outcomes above exclude 3 supervisions with "other outcome".

Total Mandatory supervisions completed: **40**
 Total successful completions: **27**
 Total unsuccessful completions: **10**
 Number of offender(s) sent to state prison (CDCR):**4**
 Number of offender(s) sent to local jail: **6**
 Total completions with unmeasurable "other" outcomes: **3**



12-Month Lookback: Supervision Outcomes



Total = 37 (count excludes supervision terminations without measurable outcomes)

PRCS (Case Type) Supervision Termination Outcomes between 7/1/2023 to 7/31/2023

PRCS Supervision Outcome Totals:	6	100.00%
Successful	3	50.00%
Revoked - Prison - CDCR	3	50.00%

Note: the supervision outcomes above exclude 0 supervisions with "other outcome".

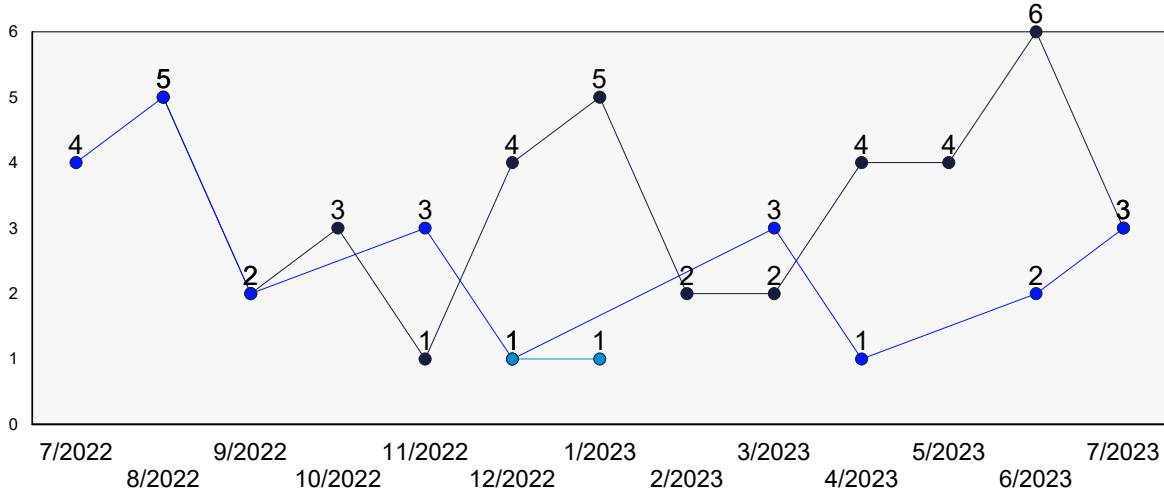
Total PRCS supervisions completed: **6**
 Total successful completions: **3**
 Total unsuccessful completions: **3**
 Number of offender(s) sent to state prison (CDCR):**3**
 Number of offender(s) sent to local jail: **0**
 Total completions with unmeasurable "other" outcomes: **0**

PRCS (Case Type) Supervision Termination Outcomes 12-Month Lookback from 7/1/2022 to 7/31/2023

PRCS Supervision Outcome Totals:	67	100.00%
Successful	41	61.19%
Revoked - Prison - CDCR	24	35.82%
Revoked - 1170	2	2.99%

Total PRCS supervisions completed: **75**
 Total successful completions: **41**
 Total unsuccessful completions: **26**
 Number of offender(s) sent to state prison (CDCR):**24**
 Number of offender(s) sent to local jail: **2**
 Total completions with unmeasurable "other" outcomes: **8**

Note: the supervision outcomes above exclude **8** supervisions with "other outcome".



12-Month Lookback: Supervision Outcomes



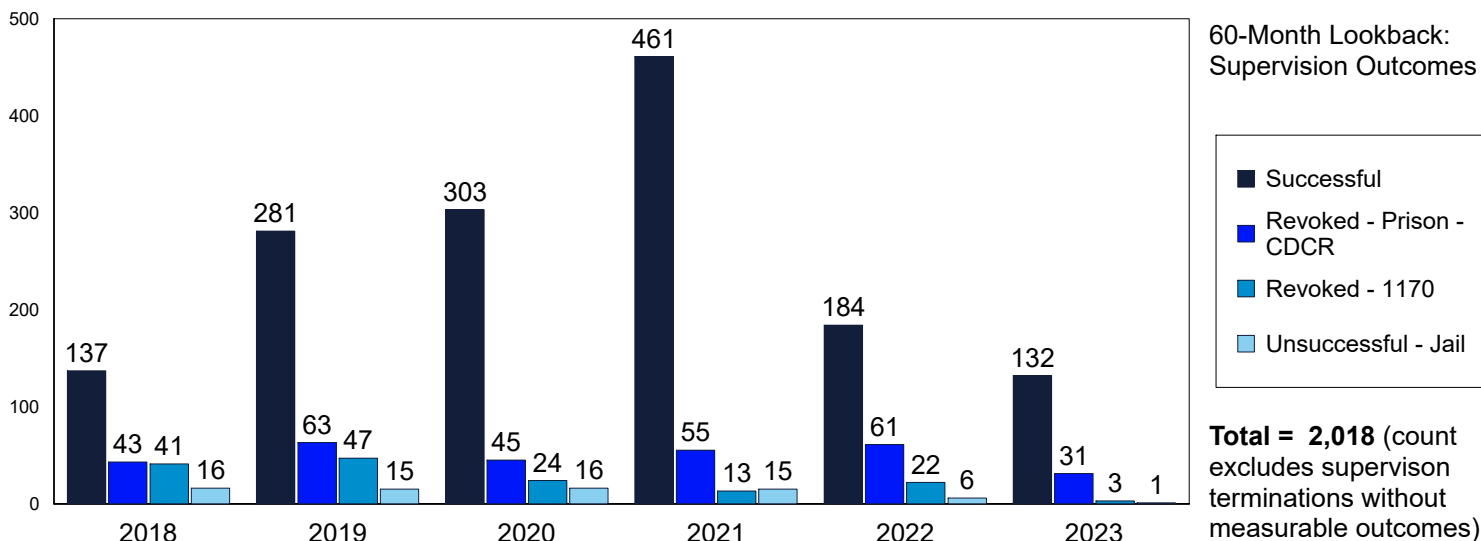
Total =75 (count excludes supervision terminations without measurable outcomes)

Adult Supervision Termination Outcomes (all Case Types) 60-Month Lookback from 7/1/2018 to 7/31/2023

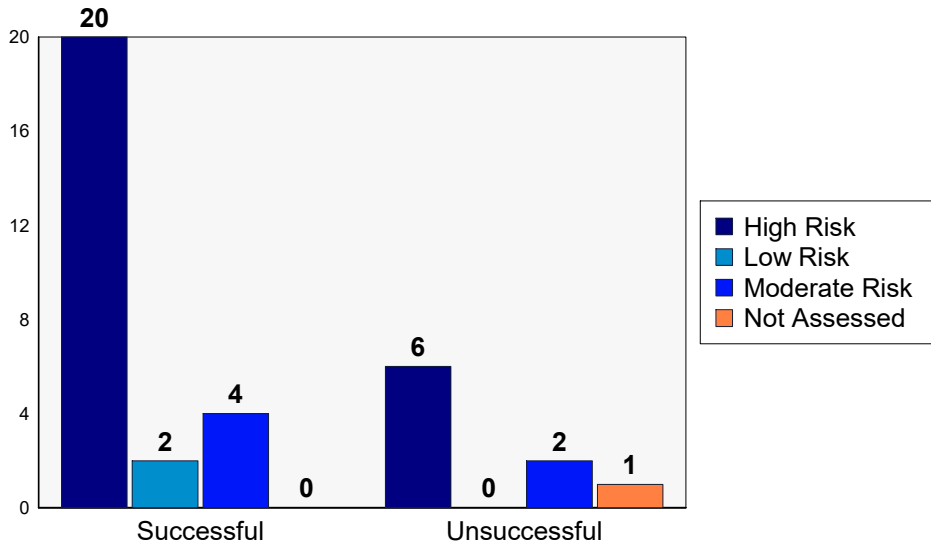
	Total	
Total	2,015	100.00%
Successful	1,498	74.34%
Revoked - Prison - CDCR	298	14.79%
Revoked - 1170	150	7.44%
Unsuccessful - Jail	69	3.42%

Total adult supervisions completed: **2,382**
 Total successful completions: **1,498**
 Total unsuccessful completions: **520**
 Number of offender(s) sent to state prison (CDCR): **298**
 Number of offender(s) sent to local jail: **219**
 Total completions with unmeasurable "other" outcomes: **364**

Note: the above count excludes 364 supervision terminations without measurable outcomes.



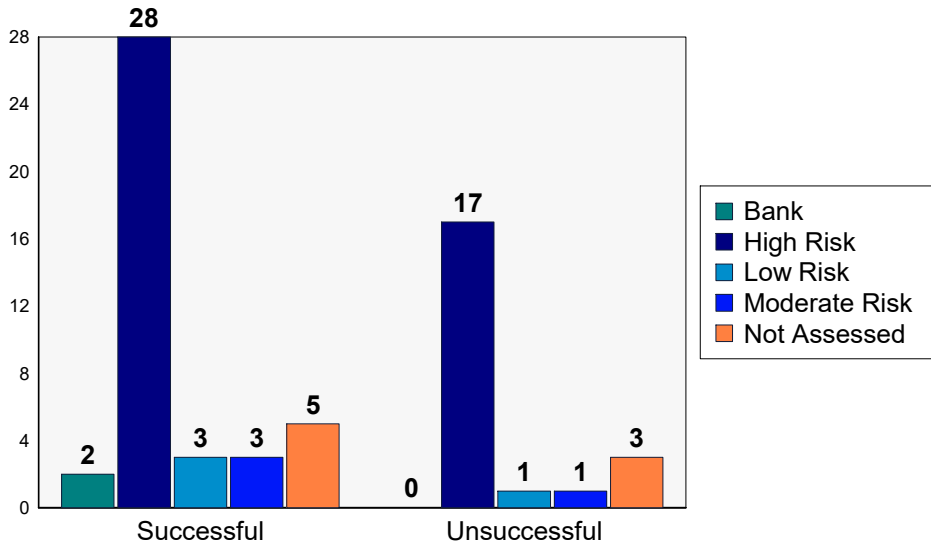
**Mandatory Supervision ("Split Sentence") Completion Outcomes by Risk Classification Levels
between 8/1/22 and 7/31/2023 (12-month lookback)**



	Total		Successful		Unsuccessful	
Total	35	100.00%	26	74.29%	9	25.71%
High Risk	26	100.00%	20	76.92%	6	23.08%
Low Risk	2	100.00%	2	100.00%	0	0.00%
Moderate Risk	6	100.00%	4	66.67%	2	33.33%
Not Assessed	1	100.00%	0	0.00%	1	100.00%

Note: count total excludes 3 supervisions that ended without measurable outcomes, due to reasons such as transfer or death.

**PRCS Supervision Completion Outcomes by Risk Classification Level
between 8/1/22 and 7/31/2023 (12-month lookback)**



	Total		Successful		Unsuccessful	
Total	63	100.00%	41	65.08%	22	34.92%
Bank	2	100.00%	2	100.00%	0	0.00%
High Risk	45	100.00%	28	62.22%	17	37.78%
Low Risk	4	100.00%	3	75.00%	1	25.00%
Moderate Risk	4	100.00%	3	75.00%	1	25.00%
Not Assessed	8	100.00%	5	62.50%	3	37.50%

Note: count total excludes 8 supervisions that ended without measurable outcomes, due to reasons such as transfer or death.

AB109 Realignment Fund Amounts Paid to Vendors for Contracted Services during FY 23-24
Information is current as of 7/31/2023

	Total	Completed	Didn't Complete	Pending
Total	11	5	1	5
Sex Offender TI	1	0	0	1
Transitional Ho	10	5	1	4

		Total
Total		(\$1,786.00)
Sex Offender Therapy	Total	
	Narum Clinical	
Transitional Housing	Total	(\$1,786.00)
	Ginger's House	(\$136.00)
	Redwood Reco	(\$825.00)
	Sage House	(\$825.00)

Table A shows the number of approved service orders and their outcome status as of 7/31/2023

Table B shows the amounts submitted for payment for FY 23-24 services as of 7/31/2023 by vendor and service type.