



Humboldt County Community Corrections Partnership – Executive Committee

Date: July 19, 2023

Time: 12:15 PM to 1:30 PM

Location: Humboldt County Courthouse, 1st Floor,
Conference Room A

Required Member Agencies (pursuant to Penal Code Section 1230.1(b): Chief Probation Officer – Chair, Chief of Police, Sheriff, District Attorney, Public Defender, presiding judge of the Superior Court (or designee), and one representative from Mental Health, AOD or Social Services (pursuant to PC1230(b)(2)(G), (H) or (J), as designated by the Board of Supervisors).

Agenda

- I. **Call to Order**
- II. **Roll Call of Voting Members**
- III. **Review and approval of minutes – June 21, 2023**
- IV. **Adjustments to Agenda**
- V. **Review of AB 109 trust fund and budget.**

NEW BUSINESS

- VI. **REQUEST FOR FUNDING**: HCSO-Jail: Continuous funding for One (1) Additional Correctional Deputy II Position in the Sheriff Alternative Work Program (SWAP), that would have an annual increase in costs of **\$123,287.00 – Action Item**
The CCP Executive committee is currently providing continuous funding for Two (2) Correctional Deputy II's.

OLD BUSINESS:

- VII. **Review of Realignment Data -Discussion Item**
Monthly Review of data submitted by CCP Plan partners.
- VIII. **Set agenda for next meeting (August 16, 2023).**
- IX. **Roundtable** (as time permits)
- X. **Adjourn**



Humboldt County Community Corrections Partnership – Executive Committee

Date: June 21, 2023

Time: 12:15 PM to 1:30 PM

Location: Humboldt County Courthouse, 1st Floor,
Conference Room A

Required Member Agencies (pursuant to Penal Code Section 1230.1(b): Chief Probation Officer – Chair, Chief of Police, Sheriff, District Attorney, Public Defender, presiding judge of the Superior Court (or designee), and one representative from Mental Health, AOD or Social Services (pursuant to PC1230(b)(2)(G), (H) or (J), as designated by the Board of Supervisors).

Minutes

I. Call to Order – 12:22 pm

II. Roll Call of Voting Members

- Coral Sanders, Chief Probation Officer
- Stacey Eads, District Attorney
- ~~William Hensal~~, Sheriff Chelsey Camilli, Correctional Lt.
- Ron Sligh, Ferndale Chief of Police
- Luke Brownfield, Public Defender
- Connie Beck, Director of DHHS
- ~~Gregory Kreis~~, Superior Court Judge – Meara Hattan

Others in attendance:

Sean Zadarnowski, Lydia Thrash, Emi Boltzen-Rogers, Darren Ghisetti, Laurel Johnson

III. Review and approval of minutes – May 17, 2023

Motion: Connie Beck

2nd: Ron Sligh

Motion Caries

IV. Adjustments to Agenda

None

NEW BUSINESS

V. DHHS – SB 43; Potential Impacts on Workload for Local Agencies– Discussion Item

Connie Beck – Discussion SB 43 changes to law around conservatorship – concerns about funding to office, and services and impacts. Meeting with Assemblymember Woods, and local services including emergency department services about the SUD portion. If it passes, will impact the group and thoughtful about the implementation. Emi Boltzen-Rogers- Humboldt has one of the highest

rates of conservatorship in the state, no \$ tied to services and boarding the definition and allows SUD and prior SUD to qualify and broadens from imminent risk to potential risk. Place and hold SUD only potentially and placed on conservatorship path and forced treatment, which goes against clinical studies and services as forced treatment. Placement will be an issue, and change who will respond including law enforcement and ED services for those individuals. There are no locked facility for SUD, no treatment available for those on a 5150 SUD services. No resources in Humboldt or in California. Possibility of a change to the SUD portion of the law but the broadening of services will still continue to provide challenges. Will impact the work and unfunded mandate. Someone placed on 5150, through a series of evaluations and courts to find a level of care or recommendation of conservatorship. No structure around how an SUD conservatorship terminates. Underlying charges can also cause issues to finding placement. Building out organized delivery system through drug medical in Humboldt county. Connie to send out more information about the Bill and a summary from staff on potential impacts. Once it passes, review here and start address in SIM.

OLD BUSINESS:

VI. Review of AB 109 trust fund and budget.

More detailed report next month – Growth fund at just under \$1 million. No estimates for the growth funds for next year are available at this time, they are re-evaluating the formula.

VII. Review of Realignment Data -Discussion Item

Monthly Review of data submitted by CCP Plan partners.

No questions

VIII. Set agenda for next meeting (July 19, 2023).

- Changes to CCP Funding for SWAP Program – potentially next meeting

IX. Roundtable (as time permits)

Jail – Counts slowly rising currently 260 – cap at 422. Slowly opening and adjusting, staff started during COVID now navigating the change, got MH and Medical on staff and available, and finding resources and the right form of communications

Public Defender – trying to find a misdemeanor attorney, not able to hire

Courts – nothing

Probation – mini-warrant sweep last month with communication to Jail but other agencies were also bringing in warrants at the same time. Warrants are being held to be presented to the courts. Warrant check-ins now has changed the way probationers respond as they are being detained instead of site and release. More searches and knock and talks. More field supervision services. Training into field and cleaning up those warrants that have been pending for a long time. Warrant list is now going to all agencies for review.

Ferndale Police Department – nothing to report out

DHHS – no updates on staffing, person retiring in July, and SUD vacant and MHC in Jail still vacant.

District Attorney - None

X. Adjourn – 12:53

DRAFT



HUMBOLDT COUNTY SHERIFF'S OFFICE INTER-OFFICE MEMORANDUM

REQUEST FOR FUNDING FOR ADDITIONAL CORRECTIONAL DEPUTY POSITION IN SHERIFF WORK ALTERNATIVE PROGRAM (SWAP)

June 29, 2023

Prepared For: The Humboldt County Community Corrections Partnership Executive Committee

DESCRIPTION:

As this committee is aware the Humboldt County Sheriff's Work Alternative Program (SWAP) provides an alternative to incarceration for eligible inmates who are 18-80 years of age and have a sentence of 180 days or less. During the time frame from 2022-23 there were 125 inmates in the program. The program is supervised and monitored to provide safety to the participants and the community. Qualified inmates may choose to participate in the wood yard, farm operations, or other SWAP assignments one day a week instead of serving their sentence in the Humboldt County Correctional Facility. This allows individuals to keep their jobs, homes, and families together while remaining productive and serving time as sentenced. Each day at SWAP takes one day off an individual's sentence. The various operations provide community service and job skills that can be valuable upon completion of their sentence. Inmates must qualify for the program. Individuals with sex-related and felony charges are not eligible for SWAP.

The Sheriff's Work Alternative Program strives to provide service to not only the department, but the citizens of Humboldt County as well. There are many community volunteer opportunities for SWAP. The Sheriff's Office farm typically donates over 100 pumpkins to local schools annually. The farm has hosted an "Open house" for the community to allow for tours and educating the public on our program. The program has also donated one pig to the following non-profit organizations within the county: Humboldt Senior Resource Center and

the Eureka Rescue Mission. This provided 210-450 meals per day for those in need in our community. Swap has completed over 7200 hours of work to local schools, government agencies and non-profit organizations this year alone. This includes the Botanical Gardens, located at College of the Redwoods. SWAP has had a long-standing working relationship with the Botanical Gardens facility. Often, we hear how rewarding this program is for the incarcerated individual. They describe the skills and knowledge they gain by providing service to the Botanical Gardens landscaping grounds. Many SWAP participants have acquired full time paying positions with Botanical Gardens, once they have completed their county sentence. This is just one example of how SWAP provides reentry tools and skills for those successful on the program.

SWAP also reduces cost to the Correctional Facility. We are able to dedicate 3 cows and 23 pigs for butchering. Approximately 8,000lbs of meat has been produced from SWAP this year. This accounts for 85% of the pork and 25% of the beef fed to the jail. We have also produced 10,000lbs of produce and 5,300lbs of eggs for the facility. This is extremely beneficial for cost saving and providing healthier food options. In the year 2022, SWAP produced over 200 cords of split firewood to the citizens of Humboldt County. These were dispersed to the Senior Resource Center, low-income families and donated to non-profit charities for fund raisers.

The Sheriff's Work Alternative Program has received many donations throughout the year to help make our accomplishments possible. This includes Valley Petroleum, Territorial Seed Company, Pierson Building Center, Royal Gold Soil, Fox Farm, Mendocino Lumber Company, Schmidbauer Lumber Company, and Blue Jay Nursery.

The community outreach and engagement that SWAP has with Humboldt County is unmatched. This program has evolved over the years. SWAP continues to improve the relationship with our community and provide a more successful incarcerated individual to reenter our county. By providing the skills, knowledge, and community outreach opportunities, this lowers the recidivism behavior in our county.

At this time both the cost of the SWAP fees for participants and the salary of two Correctional Deputies tasked with oversight of the SWAP participants are paid for by this committee.

In analyzing the impact of AB109 to the SWAP program an analysis of the make up the SWAP participants was done showing that over half the participants in the program are a result to changes that occurred with the passing of AB109. To put it into perspective there are currently 120 participants on the SWAP program. Of those participants 66 of them or serving time on felony cases that prior to AB109 would have been served in State Prison. That means the AB109 population represents 55% of the SWAP participants we currently have.

With the conclusion of both the COVID-19 restrictions and the ADA project within the jail we began holding all felony arrests for court effective June 1st. We are anticipating a significant increase in our population over the next few months. This will also mean that our participants on SWAP should significantly increase.

Currently the county is experiencing significant economic shortfalls. SWAP was one of the programs designated to be cut by the Sheriff's Office to meet the budget constraints we were given. For FY 23/24 the Sheriff's Office asked and received supplemental funding to save the SWAP program but were urged to look at ways to have the program cost less towards the general fund. It is anticipated that FY 24/25 is going to have significant shortfalls as well. In evaluation of the SWAP program and savings it was determined we would reorganize and consolidate positions where we could. One area we consolidated was the SWAP program supervisor and the Inmate Programs Supervisor. We have now removed the SWAP supervisor from the SWAP budget and combined it with the Inmate Program Supervisor where now one supervisor oversees both the SWAP program and inmate programs within the jail which is paid for out of the Correctional Facility Budget.

REQUEST FOR SUPPLEMENTAL FUNDING TO FUND A CURRENT CORRECTIONAL DEPUTY WITHIN THE SWAP PROGRAM

At this time, we are asking the committee to fund three (3) Correctional Deputy positions for the SWAP program instead of the current two (2) positions. This would be an increased cost annually of approximately \$123,287.00 (which is the average salary and benefits of a Correctional Deputy II eligible for this assignment) and increase annually with any wage increases. This will allow us to continue and fully staff this program and increase the number of participants the program can support. This request is for on-going funding for this additional position in subsequent years as well.

In conclusion I want to thank the CCP Committee for allowing this request to be heard. It is my hope that this committee will continue to support the SWAP program. I believe this request aligns with the actual foundation of AB109 in ensuring those individuals who now remain in the county serving felony sentences, that would otherwise be served in prison, have the opportunity to continue their rehabilitation while also contributing to a community beneficial program.

Respectfully Submitted,

Duane Christian, Captain
Custody Services Division
Humboldt County Sheriff's Office

County of Humboldt Community Corrections Partnership Monthly Report Data for June 2023

Adult Probation Supervision Population Trend by Case Type 12-month look-back from report date: 6/30/2023

	Total Supervised		Mandatory Supervision		PRCS		Probation	
6/30/2022	1,096	100%	109	9.95 %	168	15.33%	823	75.09 %
7/31/2022	1,110	100%	116	10.45 %	169	15.23%	831	74.86 %
8/31/2022	1,117	100%	116	10.38 %	168	15.04%	841	75.29%
9/30/2022	1,123	100%	118	10.51 %	171	15.23 %	840	74.80 %
10/31/2022	1,121	100%	119	10.62 %	170	15.17%	839	74.84 %
11/30/2022	1,129	100%	116	10.27 %	171	15.15%	847	75.02 %
12/31/2022	1,124	100%	116	10.32 %	170	15.12%	845	75.18 %
1/31/2023	1,115	100%	115	10.31 %	170	15.25 %	839	75.25%
2/28/2023	1,122	100%	114	10.16 %	177	15.78 %	840	74.87%
3/31/2023	1,134	100%	113	9.96 %	181	15.96 %	848	74.78 %
4/30/2023	1,143	100%	109	9.54 %	184	16.10 %	859	75.15 %
5/31/2023	1,152	100%	112	9.72 %	191	16.58 %	860	74.65 %
6/30/2023	1,172	100%	114	9.70 %	196	16.72 %	874	74.57 %
Percentage by which each supervised population increased or decreased from 6/30/2022 to report month end date			5	4.59 %	28	16.67%	51	6.20 %

Note:

The above totals for all supervised populations represent the end-counts of the supervised populations as of the last day of the report month, including individuals on warrant. Individuals with more than one supervision case type (dual supervisions) are counted once in each category. The combined percentage values of the supervised groups will not add up to 100% due to dual supervisions.

**SRP Pre-Sentence Caseload Count for Report Month
between 06/01/2023 and 6/30/2023**

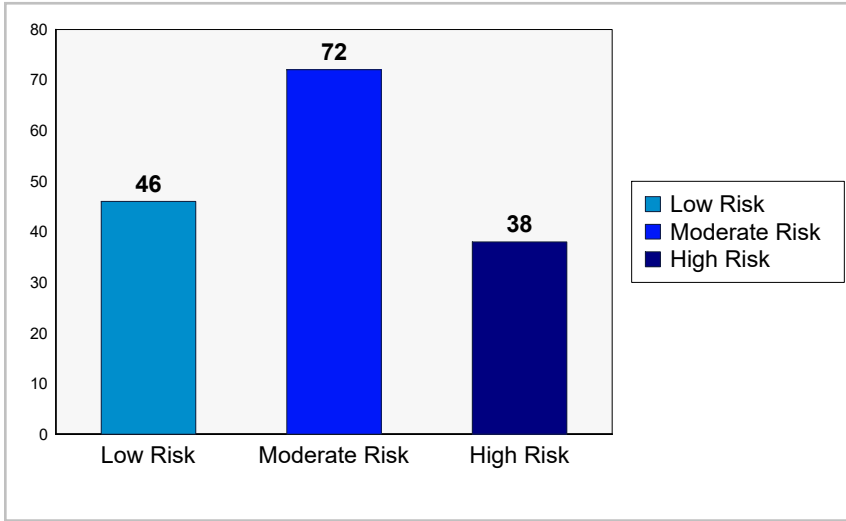
	Supes Open at Start	New Supes Opened	Supes Ended	Supes Open at End
PRS-SRP 1	44	13	11	46
PRS-SRP 2	59	20	14	65
PRS-SRP 3	13	0	1	12
PRS-SRP 4	0	0	0	0
PRS-SRP Inactive	0	0	0	0
PRS-SRP Intake	0	0	0	0
Totals:	116	33	26	123

**SRP Pre-Sentence Supervision
Length of Participation "Snap-Shot" Counts
for Supervisions Active on 6/30/2023**

Average number of months: **6**
 Greatest number of months: **33**
 Median number of months: **3**

Notes: Length counts are for SRP pre-sentence supervisions active on point-in-time date 6/30/2023.

**Risk Level Counts for Supervised Release Pre-Sentence Supervisions
Active between 6/1/2023 and 6/30/2023**



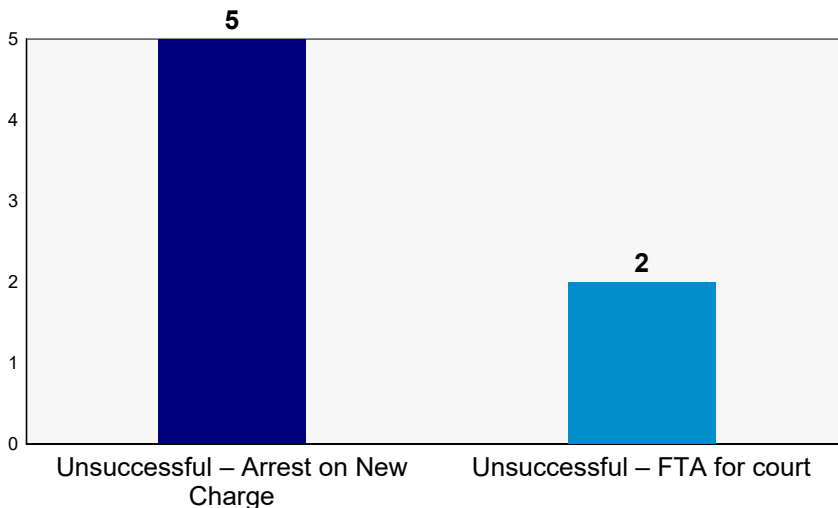
The bar chart identifies risk level counts for the total **146** SRP Pre-Sentence participants, whose supervisions were active at some point between **6/1/2023** and **6/30/2023**.

Risk levels are based on evidenced based ORAS Score levels:
 Low Risk: 0-2
 Moderate Risk: 3-5
 High Risk: 6-9

SRP Pre-Sentence Supervision Termination Outcomes between 6/1/2023 and 6/30/2023

	Total	Successful	Unsuccessful
Total	26 100.00%	19 73.08%	7 26.92%

Reasons for Unsuccessful Supervision Terminations



Notes: between **6/1/2023** and **6/30/2023**, **26** SRP pre-sentence supervisions terminated.

Of the **26** terminations, **19** were successful, and **7** were unsuccessful.

The bar chart identifies the reasons for the **7** unsuccessful terminations.

Any participant that died during supervision would be excluded from the outcomes. **0** participants died during the report period.

Formal Probation Supervision (Case Type) Termination Outcomes between 6/1/2023 to 6/30/2023

Formal Supervision Outcomes	2	100.00%
Successful	2	100.00%

Note: the supervision outcomes above exclude 1 supervisions with "other outcome".

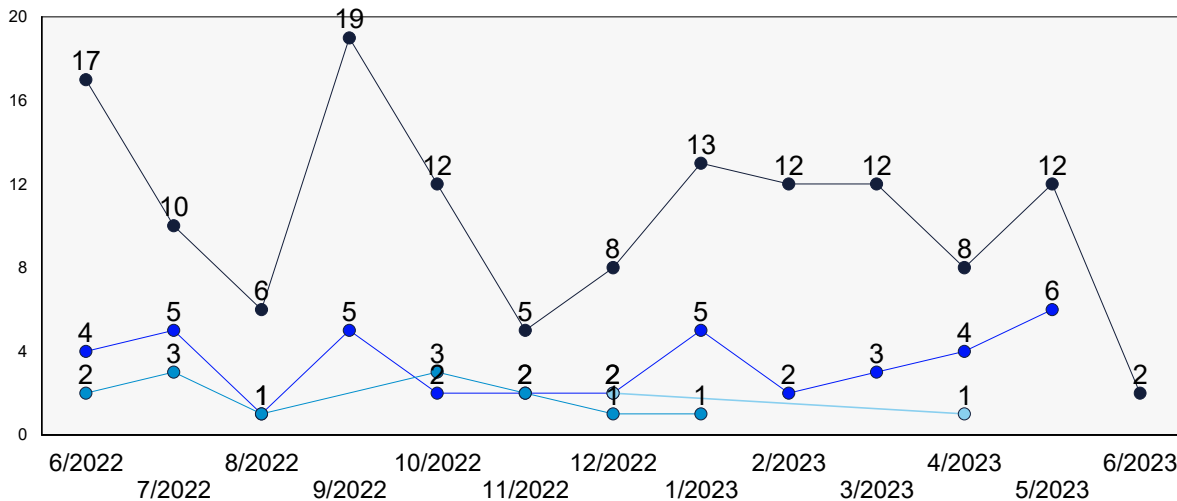
Total Formal supervisions completed: **3**
 Total successful completions: **2**
 Total unsuccessful completions: **0**
 Number of offender(s) sent to state prison (CDCR): **0**
 Number of offender(s) sent to local jail: **0**
 Total completions with unmeasurable "other" outcomes: **1**

Formal Probation (Case Type) Supervision Termination Outcomes 12-Month Lookback from 6/1/2022 to 6/30/2023

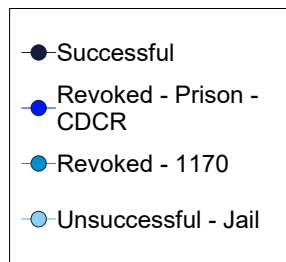
Formal Probation Outcomes Totals	193	100.00%
Successful	136	70.47%
Revoked - Prison - CDCR	41	21.24%
Revoked - 1170	13	6.74%
Unsuccessful - Jail	3	1.55%

Note: the supervision outcomes above exclude 34 supervisions with "other outcome".

Total Formal Probation supervisions completed: **227**
 Total successful completions: **136**
 Total unsuccessful completions: **57**
 Number of offender(s) sent to state prison (CDCR): **41**
 Number of offender(s) sent to local jail: **16**
 Total completions with unmeasurable "other" outcomes: **34**



12-Month Lookback: Supervision Outcomes



Total = 193(count excludes supervision terminations without measurable outcomes)

Mandatory Supervision (Case Type) Termination Outcomes between 6/1/2023 to 6/30/2023

Note: the supervision outcomes above exclude 1 supervision(s) with "other outcome".

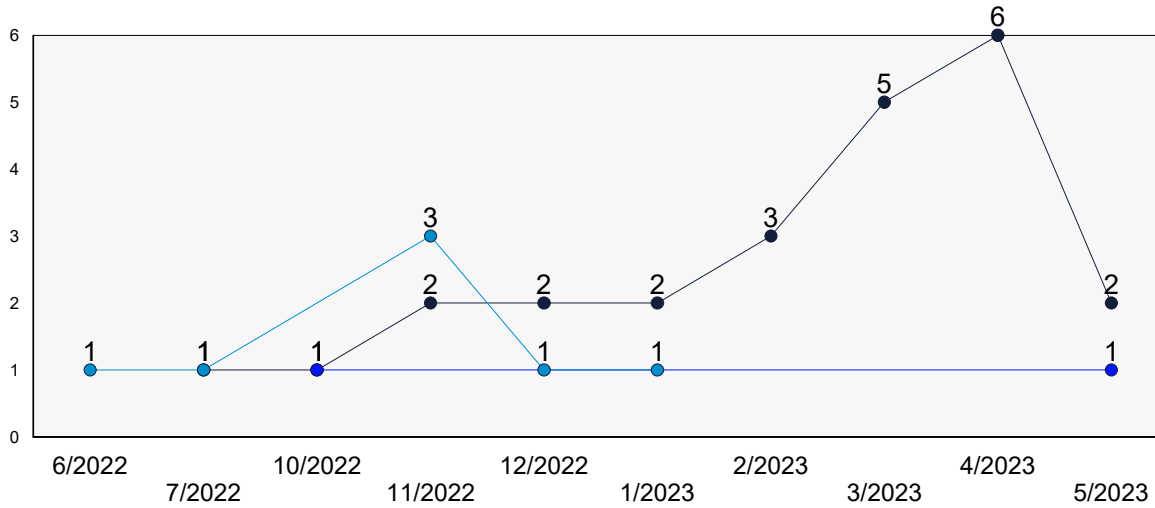
Total Mandatory supervisions completed: **1**
 Total successful completions: **0**
 Total unsuccessful completions: **0**
 Number of offender(s) sent to state prison (CDCR): **0**
 Number of offender(s) sent to local jail: **0**
 Total completions with unmeasurable "other" outcomes: **1**

Mandatory Supervision (Case Type) Termination Outcomes 12-Month Lookback from 6/1/2022 to 6/30/2023

Mandatory Supervision Outcomes	33	100.00%
Successful	24	72.73%
Revoked - Prison - CDCR	2	6.06%
Revoked - 1170	7	21.21%

Note: the supervision outcomes above exclude 3 supervisions with "other outcome".

Total Mandatory supervisions completed: **36**
 Total successful completions: **24**
 Total unsuccessful completions: **9**
 Number of offender(s) sent to state prison (CDCR):**2**
 Number of offender(s) sent to local jail: **7**
 Total completions with unmeasurable "other" outcomes: **3**



12-Month Lookback: Supervision Outcomes



Total = 33 (count excludes supervision terminations without measurable outcomes)

PRCS (Case Type) Supervision Termination Outcomes between 6/1/2023 to 6/30/2023

PRCS Supervision Outcome Totals:	1	100.00%
Revoked - Prison - CDCR	1	100.00%

Note: the supervision outcomes above exclude 1 supervisions with "other outcome".

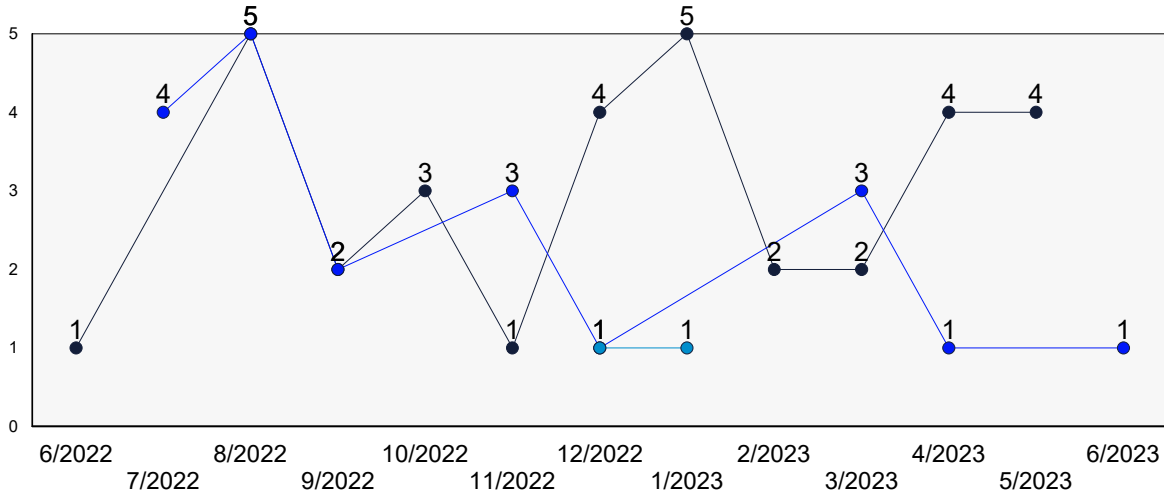
Total PRCS supervisions completed: **2**
 Total successful completions: **0**
 Total unsuccessful completions: **1**
 Number of offender(s) sent to state prison (CDCR):**1**
 Number of offender(s) sent to local jail: **0**
 Total completions with unmeasurable "other" outcomes: **1**

PRCS (Case Type) Supervision Termination Outcomes 12-Month Lookback from 6/1/2022 to 6/30/2023

PRCS Supervision Outcome Totals:	55	100.00%
Successful	33	60.00%
Revoked - Prison - CDCR	20	36.36%
Revoked - 1170	2	3.64%

Total PRCS supervisions completed: **63**
 Total successful completions: **33**
 Total unsuccessful completions: **22**
 Number of offender(s) sent to state prison (CDCR):**20**
 Number of offender(s) sent to local jail: **2**
 Total completions with unmeasurable "other" outcomes: **8**

Note: the supervision outcomes above exclude 8 supervisions with "other outcome".



12-Month Lookback: Supervision Outcomes



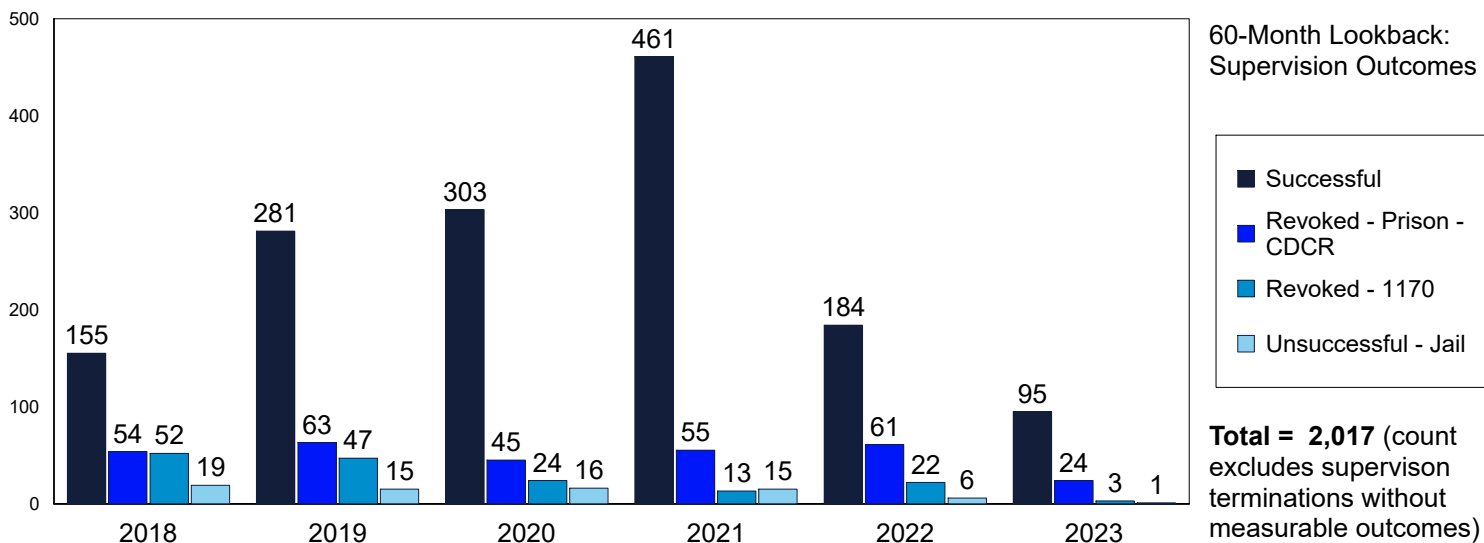
Total =63 (count excludes supervision terminations without measurable outcomes)

Adult Supervision Termination Outcomes (all Case Types) 60-Month Lookback from 6/1/2018 to 6/30/2023

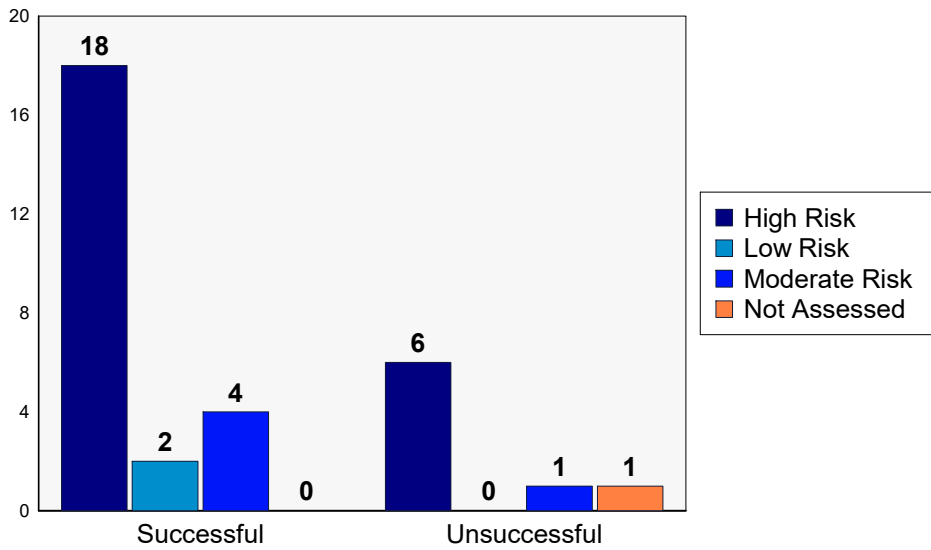
	Total	
Total	2,014	100.00%
Successful	1,479	73.44%
Revoked - Prison - CDCR	302	15.00%
Revoked - 1170	161	7.99%
Unsuccessful - Jail	72	3.57%

Total adult supervisions completed: **2,384**
 Total successful completions: **1,479**
 Total unsuccessful completions: **538**
 Number of offender(s) sent to state prison (CDCR):**302**
 Number of offender(s) sent to local jail: **233**
 Total completions with unmeasurable "other" outcomes: **367**

Note: the above count excludes 367 supervision terminations without measurable outcomes.



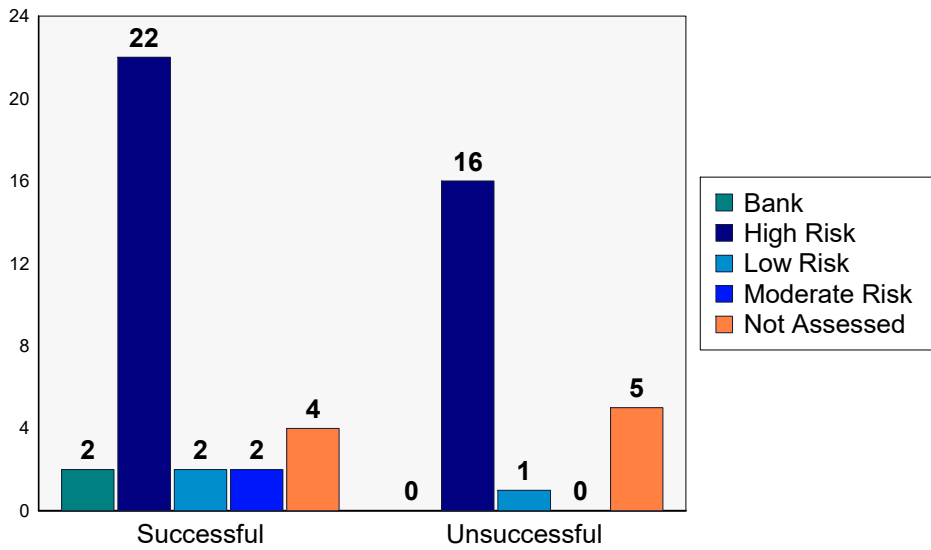
**Mandatory Supervision ("Split Sentence") Completion Outcomes by Risk Classification Levels
between 7/1/22 and 6/30/2023 (12-month lookback)**



	Total		Successful		Unsuccessful	
Total	32	100.00%	24	75.00%	8	25.00%
High Risk	24	100.00%	18	75.00%	6	25.00%
Low Risk	2	100.00%	2	100.00%	0	0.00%
Moderate Risk	5	100.00%	4	80.00%	1	20.00%
Not Assessed	1	100.00%	0	0.00%	1	100.00%

Note: count total excludes 3 supervisions that ended without measurable outcomes, due to reasons such as transfer or death.

**PRCS Supervision Completion Outcomes by Risk Classification Level
between 7/1/22 and 6/30/2023 (12-month lookback)**



	Total		Successful		Unsuccessful	
Total	54	100.00%	32	59.26%	22	40.74%
Bank	2	100.00%	2	100.00%	0	0.00%
High Risk	38	100.00%	22	57.89%	16	42.11%
Low Risk	3	100.00%	2	66.67%	1	33.33%
Moderate Risk	2	100.00%	2	100.00%	0	0.00%
Not Assessed	9	100.00%	4	44.44%	5	55.56%

Note: count total excludes 8 supervisions that ended without measurable outcomes, due to reasons such as transfer or death.

AB109 Realignment Fund Amounts Paid to Vendors for Contracted Services during FY 22-23
Information is current as of 7/6/2023

Table A	Total	Completed	Didn't Complete	Pending	Service Rolled-
Total	49	30	7	11	1
Sex Offender Treatment	9	3	0	5	1
Transitional Housing	40	27	7	6	0

Table B		Total
Total		(\$23,117.00)
Sex Offender Treatment	Total	(\$9,545.00)
	Narum Clinical	(\$9,545.00)
Transitional Housing	Total	(\$13,572.00)
	Cornerstones	(\$1,847.00)
	Feather House	(\$885.00)
	Ginger's House	(\$2,400.00)
	Redwood Reco	(\$3,600.00)
	Sage House	(\$4,050.00)
	Waterfront Rec	(\$790.00)

Table A shows the number of approved service orders and their outcome status as of 7/6/2023

Table B shows the amounts submitted for payment for FY 21-22 services as of 7/6/2023 by vendor and service type.

2021	Jan	Feb	Mar	Apr	May	Jun	Jul	Aug	Sep	Oct	Nov	Dec	Total
Total Mental Health Encounters	272	235	284	176	210	238	0	0	0	0	0	0	1,415
Psychiatry Encounters (MD - NP - RN)	88	68	77	72	54	71	0	0	0	0	0	0	430
MH Clinician Encounters	184	167	207	104	156	167	0	0	0	0	0	0	985
**Total Number of Patients on Meds	73	73	83	83	88	93							493
New Mental Health Encounters	77	55	79	50	72	79	0	0	0	0	0	0	412
New Psychiatry Encounters	18	8	16	8	13	9	0	0	0	0	0	0	72
New MH Clinician Encounters	59	47	63	42	59	70	0	0	0	0	0	0	340
Further Breakdown													
Total Patient Encounters by Psychiatrist or RN	88	68	77	72	54	71	0	0	0	0	0	0	430
Dr. Agricola	18	22	29	26	23	29	0	0	0	0	0	0	147
Dr. White	45	9	8	0	0	0	0	0	0	0	0	0	54
Rachel, NP	0	0	0	0	0	0	0	0	0	0	0	0	0
Amy	14	18	22	32	11	26							123
Daniel	11	19	18	14	20	16							98
Coty	44	59	99	68	92	33							0
Breakdown of Patient Visits for Dr Agricola													
	18	22	29	26	23	29	0	0	0	0	0	0	147
New patient requests	7	7	13	8	13	9							57
Ongoing patient requests	0	0	0	0	0	0							0
Staff requests	0	0	0	0	0	0							0
Emergency requests	0	0	0	0	0	0							0
Ongoing patient scheduled follow ups	11	15	16	18	10	20							90
Breakdown of Patient Visits for Dr White													
	45	9	8	0	0	0	0	0	0	0	0	0	62
New patient requests	11	1	3	0	0	0							15
Ongoing patient requests	0	0	0	0	0	0							0
Staff requests	10	2	0	0	0	0							12
Emergency requests	0	0	0	0	0	0							0
Ongoing patient scheduled follow ups	24	6	5	0	0	0							35
Breakdown of Patient Visits for Rachel Adair NP													
	0	0	0	0	0	0	0	0	0	0	0	0	0
New patient requests	0	0	0	0	0	0							0
Ongoing patient requests	0	0	0	0	0	0							0
Staff requests	0	0	0	0	0	0							0
Emergency requests	0	0	0	0	0	0							0
Ongoing patient scheduled follow ups	0	0	0	0	0	0							0
Unsuccessful Attempts to See Patient by MD/NP													
	1	1	1	0	3	0	0	0	0	0	0	0	6
Refused to see psychiatrist	1	1	1	0	2	0							5
Patient unavailable	0	0	0	0	1	0							1
Total MHC Encounters	184	167	207	104	156	167	0	0	0	0	0	0	985
New patients	59	47	63	42	59	70							340
Ongoing patients	125	120	144	62	97	97							645
Breakdown of MHC Individual Encounters (non-medical)													
	184	167	207	104	156	167	0	0	0	0	0	0	985
Lily	54	69	63	60	67	81							395
Daniel	51	26	13	0	0	0							90
Cassie	64	59	105	29	80	58							395
Lamers	15	13	26	15	9	28							106
Work Releases													
Work Releases (approved/denied)	22	28	14	7	14	5							90
MH Case Management													
Diny	98	96	115	102	139	113							663

Send Monthly Updates To:
 Duane Christian Janelle Harris
 Karen Edmundson Cassie Lethin
 Blake Hickman Brian Barnes
 Julie Przepiora Janelle Armstrong

** Total Number of Patients on Meds is a new statistic - it does not contribute to the

RNs	New	Ongoing	Sum
Amy	1	27	28
Daniel	0	16	16
Coty	0	33	33

MHC = Mental Health Clinicians

MHC	New	Ongoing	Sum
Lily	43	38	81
Daniel	0	0	0
Cassie	16	42	58
Lamers	11	17	28
			0
			0
Total	70	97	167

	Approved	Denied	Sum
Work Releases	4	1	5

	New	Ongoing	Sum
Diny	11	102	113