



Humboldt County Community Corrections Partnership – Executive Committee

Date: June 21, 2023

Time: 12:15 PM to 1:30 PM

Location: Humboldt County Courthouse, 1st Floor,
Conference Room A

Required Member Agencies (pursuant to Penal Code Section 1230.1(b): Chief Probation Officer – Chair, Chief of Police, Sheriff, District Attorney, Public Defender, presiding judge of the Superior Court (or designee), and one representative from Mental Health, AOD or Social Services (pursuant to PC1230(b)(2)(G), (H) or (J), as designated by the Board of Supervisors).

Agenda

- I. **Call to Order**
- II. **Roll Call of Voting Members**
- III. **Review and approval of minutes – May 17, 2023**
- IV. **Adjustments to Agenda**

NEW BUSINESS

- V. **DHHS – SB 43; Potential Impacts on Workload for Local Agencies–
Discussion Item**

OLD BUSINESS:

- VI. **Review of AB 109 trust fund and budget.**
- VII. **Review of Realignment Data -Discussion Item**
Monthly Review of data submitted by CCP Plan partners.
- VIII. **Set agenda for next meeting (July 19, 2023).**
 - Changes to CCP Funding for SWAP Program
- IX. **Roundtable** (as time permits)
- X. **Adjourn**



Humboldt County Community Corrections Partnership – Executive Committee

Date: May 17, 2023

Time: 12:15 PM to 1:30 PM

Location: Humboldt County Courthouse, 1st Floor,
Conference Room A

Required Member Agencies (pursuant to Penal Code Section 1230.1(b): Chief Probation Officer – Chair, Chief of Police, Sheriff, District Attorney, Public Defender, presiding judge of the Superior Court (or designee), and one representative from Mental Health, AOD or Social Services (pursuant to PC1230(b)(2)(G), (H) or (J), as designated by the Board of Supervisors).

Minutes

I. Call to Order

II. Roll Call of Voting Members

- Coral Sanders, Chief Probation Officer
- Stacey Eads, District Attorney
- William Honsal, Sheriff
- Ron Sligh, Ferndale Chief of Police
- Luke Brownfield, Public Defender
- Connie Beck, Director of DHHS
- Gregory Elvine-Kreis, Superior Court Judge

III. Review and approval of minutes – March 15, 2023

Sheriff Honsal moved to approve the March meeting minutes.

District Attorney Eads seconded the motion.

A vote was taken, and the motion was passed unanimously.

IV. Adjustments to Agenda

Interim Probation Chief Coral Sanders stated that the funding amount and length of contract in agenda item VII would be updated. The length of the contract will change from 1 year to 2 years. This will alter the funding request amount to reflect two years of payment. There is no change to the annual funding amount in the contract.

NEW BUSINESS

V. Crisis Intervention Training (CIT) Conference & Local CIT Training Funding Request – Action Item \$63,112.00

DHHS - in partnership with local LE agencies, proposes to fund 12 staff to attend the International CIT conference held in Detroit, Michigan between August 14 – August 16, 2023. In addition, this funding request would cover the costs of a local CIT training for LE and other First Responders.

Kelly Johnson with the Yurok Tribal Police and Leonard LaFrance with the Eureka Police Department presented this action item. This request is for both the CIT International Conference and local CIT training. Having local law enforcement trained as CIT coordinators will assist with the current need in Humboldt County.

Leonard LaFrance stated that what is learned at the CIT conference is recognized, in the industry, as the highest level of training. This training places local law enforcement ahead of other agencies.

Director Beck wanted to ensure that this request would provide enough funding with a buffer for all staff to attend the conference as well as provide local training.

Honorable Judge Elvine-Kreis motioned to approve this funding request.

Sheriff Honsal seconded the motion.

A vote was taken, and the motion was carried unanimously.

VI. Women Leaders in Law Enforcement (WLLE) Training Funding Request – Action Item \$10,000.00

HCSO - proposes to send 2 Patrol Deputies and 3 Correctional Deputies to the WLLE training held in San Diego, California between September 6 – September 8, 2023.

Duane Christian and Lt. Camilli presented this action item. Lt. Camilli stated that this conference is impactful and essential for women in the law enforcement field. It enhances their ability to navigate the ever-changing populations they work with. Additionally, it improves the inmate's experience as they benefit from the tools officers learn at this conference.

Duane stated that a buffer was built into this funding request to ensure a second funding request would not be needed.

Honorable Judge Elvine-Kreis motioned to approve this funding request.

Police Chief Sligh seconded the motion.

A vote was taken, and the motion was carried unanimously.

VII. Renewal of Contract between Probation and Arcata House Partnership (AHP) for Next Step Program – Action Item ~~\$129,393.00~~ \$258,786.00

Probation – proposal would all AHP to continue to provide transitional housing and support for PRCS offenders being released from state prison. This is a renewal of the existing contract.

Interim Probation Chief Sanders updated the proposal item to include funding for a 2-year contract rather than a 1-year. This changes the initial funding amount from \$129,393.00 to \$258,786.00.

There are more resources now being offered to those who are in this program. The house has moved to a larger facility where clients can have more privacy and space while in the program. The annual funding amount will not change, simply the length of the contract.

Director Beck inquired if the clients attending have been successful. Chief Sanders responded stating that clients are typically there for a 6-month period prior to phasing out. This doesn't allow for much annual data for client success rates. There are many factors to gauge success, such as finding permanent housing after the program, successfully completing probation, or engaging in services once they have left the house.

Sheriff Honsal motioned to approve this action item.

District Attorney Eads seconded the motion.

A vote was taken, and the motion was carried unanimously.

OLD BUSINESS:

VIII. Review of AB 109 trust fund and budget.

Chief Sanders reported out on the current status of the AB 109 trust fund:

- At the beginning of FY 22-23 there was \$11million in the trust.
- Local innovation, which accounts for 10% of the total growth payments received for the past 3 fiscal years was not disbursed appropriately. Due to this, \$666,522 will go into an innovation fund for use at the Boards discretion.
- The year-end balance for training is projected to be \$604,401.00 and currently exceeds all training funding requests.
- The projected year end balance for PRCS is \$183,265.00.
- Revenues are projected to cover the FY 23-24 & FY 24-25 Arcata House Partnership costs.

IX. Review of Realignment Data -Discussion Item

Monthly Review of data submitted by CCP Plan partners.

Chief Sanders stated that there have been small but consistent increases with PRCS and Mandatory Supervision populations.

X. Set agenda for next meeting (June 21, 2023).

HCSO - potential funding for portions of the SWAP program.

XI. Roundtable (as time permits)

[Duane Christian/HCSO-jail:](#)

- The ADA project is wrapping up after two years and will allow the jail to shift populations back into that wing of the jail.
- Four housing units now have the jail netting that the CCP approved funding for.
- The jail had a soft opening allowing probation to bring in their clients who have violated probation and will open it up to more in the month of June. They will be reinstating their risk assessment tool.
- The jail population has been averaging about 250. Once opening to more offenders, the numbers will rise to around 340-360.
- The jail expansion project (SB863) received a bid of \$18million over budget, making this project around \$40million in total. They are currently working with the BSCC to work within the scope of the project but modify it due to funding. This could include out of custody programs.

Connie Beck/DHHS:

- Michelle Magill, the current case manager at CCRC will be retiring in July.
- There is currently 1 vacant substance abuse counselor at CCRC and 1 vacant MH clinician at the jail.

Justin Nadigoo/Probation:

- Brian Barnes (CCRC MH Supervisor) has been very communicative with probation staff, which ensures a seamless adjustment for clients.
- There will be an increase in trained FTO officers within the PRCS unit.

XII. Adjourn

The meeting was adjourned at 12:51pm

DHHS - Tracking Data Elements for CCRC

	FY 2021-2022	Jul-22	Aug-22	Sep-22	Oct-22	Nov-22	Dec-22	Jan-23	Feb-23	Mar-23	Apr-23	May-23	Jun-23	FY 2022-2023
Employment Training Division														
# of Clients Informed by ETD of Available Services	84	8	9	8	8	12	10	6	2	8	7	10		88
# of New Clients this Month	45	5	2	5	4	2	7	6	4	4	20	13		72
Total Services Delivered to new & returning clients	1032	83	103	109	75	75	91	71	10	41	17	25		700
# Provided Vocational Assessments	21	1	3	4	2	1	7	2	0	2	2	0		24
# Enrolled in Voc Training	1	1	1	0	1	0	1	1	1	0	0	0		6
# of WEX and/or OJT Placements	3	1	0	0	0	0	0	0	0	0	1	0		2
# Entered Employment	26	1	2	2	0	2	4	3	0	2	1	0		17
Social Services														
# of Contacts	434	18	31	26	22	33	31	18	24	22	16			241
# General Relief (GR) Applications	28	3	5	6	2	6	4	7	2	8	6			49
# GR Approved	4	1	1	1	2	0	0	0	0	2	1			8
# GR Pending	14	2	2	2	1	2	2	4	3	5	4			27
# GR Denied	23	1	4	5	1	4	4	5	3	4	6			37
# GR Hard Denials	18	0	0	0	0	0	0	0	0	0	0			0
# GR Soft Denials	5	1	4	5	1	4	4	5	3	4	6			37
# Medi-Cal (MC) / CMSP Applications	14	2	2	0	3	2	3	4	1	2	5			24
# MC Approved	12	0	1	0	1	0	2	6	3	1	2			16
# MC Pending	17	2	3	3	4	6	5	3	1	2	1			30
# MC Denied	0	0	0	0	1	0	2	0	0	0	4			7
# MC Hard Denials	0	0	0	0	1	0	0	0	0	0	4			5
# MC Soft Denials	0	0	0	0	0	0	2	0	0	0	0			2
# Cal Fresh (CF) Applications	125	10	13	20	8	10	8	17	10	12	24			132
# CF Approved	103	9	10	21	8	9	6	15	9	10	21			118
# CF Pending	14	3	4	2	2	2	3	4	5	4	5			34
# CF Denied	12	1	2	1	0	1	1	1	0	3	2			12
# CF Hard Denials	1	0	0	0	0	0	0	0	0	0	0			0
# CF Soft Denials	11	1	2	1	0	1	1	1	0	3	2			12
# CalWORKs	9	3	3	4	4	4	5	4	6	5	5			43
# Child Welfare Services (CWS)	241	20	22	20	22	28	28	24	24	24	26			238
# Social Security Income	0	0	0	0	0	0	0	0	0	0	0			0
# with Physical Address	1128	102	105	105	101	106	97	94	95	96	92			993
# Homeless	1292	128	134	134	158	159	160	149	152	149	149			1472
Behavioral Health														
# of New Referrals Received	97	13	10	10	9	6	14	9	9	12	10	12		114
# of Individuals Receiving Services	383	37	38	37	44	30	43	47	49	47	49	32		453
# of MH Assessments	55	3	0	1	0	1	1	3	5	4	2	4		24
# of AOD Assessments	34	3	1	2	4	5	5	4	2	6	0	1		33
# Referred to Residential Care Treatment (Tx)	92	10	17	5	5	7	4	12	8	6	17	13		104
# of Outreach Services	235	22	10	11	15	0	7	8	3	7	7	9		99
# of Hours of Tx Services Provided	984	76	103	79	95	86	82	241	71	118	69	65		1085
# of MH Diagnoses	269	12	11	7	9	3	2	3	0	1	1	1		50
# of Substance Abuse (SA) Diagnoses	228	10	9	5	7	2	1	2	0	1	0	0		37
# of Clients with a Reported Primary Care Physician	33	4	4	4	2	0	3	1	4	5	4	2		33

DHHS Data Explanations / Definitions

Employment Training Division	
# of Clients Informed of Available Services	# of Clients who have been informed by ETD staff either individually or in a group orientation about ETD's available services
# of Clients Receiving an Initial Service/Appt.	# of Clients who have met one-on-one with an ETD staff member for an initial vocational counseling session or other work readiness service
# of Services to Returning Clients	# of Services Provided to ongoing clients
# of Total Services Delivered by ETD this month	Total # of services delivered during month - includes services to new and returning clients
# Provided Vocational Assessments	# of clients who have received one or more of the following vocational assessments: -CareerScope - measures career aptitudes and attraction - Emotional Intelligence Success Profiler - measures social/emotional barriers affecting work success - Keirseley Temperament Sorter - Identifies personality traits, attitudes, values & talents
# Enrolled in Voc Training	# of Clients enrolled in a vocational training program through a local college or private provider
# of WEX and/or OJT Placements	# of Clients placed in a work-experience or on-the-job-training subsidize job
# Entered Employment	# of AB109 Client to enter unsubsidized employment
Social Services	
# of Contacts	Number AB109 registrants who have inquired with Social Services during the month
# General Relief (GR) Applications	Number of General Relief applications received during the month
# GR Approved	Clients granted General Relief
# GR Pending	Clients whose General Relief applications are in pending status
# GR Denied	Total number of General Relief applications denied during the month
# GR Hard Denials	General Relief applications denied for reasons that will not change, and prevents someone from being ineligible
# GR Soft Denials	General Relief applications denied, but with additional work from the client can be rescinded
# Medi-Cal (MC) / CMSP Applications	Number of Medi-Cal/CMSP applications received during the month
# MC Approved	Clients approved for Medi-Cal coverage programs-Medical services will be paid by one of the listed programs
# MC Pending	Clients whose Medi-Cal / CMSP applications are in pending status
# MC Denied	Total number of MC / CMSP applications denied for reasons that will not change, and prevents someone from being
# MC Hard Denials	MC / CMSP applications denied for reasons that will not change, and prevents someone from being eligible
# MC Soft Denials	MC / CMSP applications denied, but with additional work from the client can be rescinded
# Cal Fresh (CF) Applications	Number of CalFresh (previously known as Food Stamps) applications received during the month
# CF Approved	Clients granted CalFresh
# CF Pending	Clients whose CalFresh applications are in pending status
# CF Denied	Total number of CalFresh applications denied during the month
# CF Hard Denials	CalFresh applications denied for reasons that will not change, and prevents someone from being eligible
# CF Soft Denials	CalFresh applications denied, but with additional work from the client can be rescinded
# CalWORKs	Clients granted Cal-Works (CashAid) eligibility - Does not include pending applications
# Child Welfare Services (CWS)	Number of clients being services by CWS
# Social Security Income	Clients granted SSI - Does not include pending applications
# with Physical Address	Number of aided clients that report a physical address
# Homeless	Number of aided clients that report as homeless, or without a physical address
Behavioral Health	
# of New Referrals Received	Number of new referrals received and others who had not been seen within four previous months
# of MH Assessments	Number of Behavioral Health Assessments or Evaluations during the month
# of AOD Assessments	Number of clients who attended AOD assessments, secondary Prevention or Referral and Screening
# Referred to Residential Care Treatment (Tx)	Number of clients referred to treatment care in residential facilities
# of Outreach Services	Community Outreach Services including SOS, Case Management, Collateral, Community Client Contact, Plan Development, and Chart Review
# of Hours of Tx Services Provided	Total hours of Behavioral Health Services provided
# of MH Diagnoses	Number of clients with a Primary DSM V Diagnoses
# of Substance Abuse (SA) Diagnoses	Number of clients with a Primary or a Secondary Substance Abuse Diagnoses
# of Clients with a Primary Care Physician	Number of clients who have a declared Primary Care Physician

Humboldt County Correctional Facility (HCCF)
Number of Jail Inmates Requiring Mental Health and Medical Services by Month
2023

Jail Inmates Requiring Mental Health Services	Humboldt County Jail Mental Health Services												
Mental Health Services :	Jan	Feb	Mar	Apr	May	Jun	Jul	Aug	Sep	Oct	Nov	Dec	Monthly Average
1. Number of Mental Health cases open on last day of month	272	235	284	176	210								235
2. Number of new Mental Health cases opened during month	77	55	79	50	72								67
3. Number of inmates receiving psychotropic medications on last day of month	73	73	83	83	88								80

1. Calculation is based on tally of all inmates in the offender management system census, printed on the last business day of the month, who received Mental Health services during the month. This also includes those who are continuously incarcerated and continue to receive Mental Health services.

2. Calculation is based on comparison of the current month's census with the previous month's census of those incarcerated, and tally of new inmates opened for services during the current month.

3. Calculation is based on comparing the jail medication list with the jail census and tallying the total number of clients who are receiving psychotropic medications.

County of Humboldt Community Corrections Partnership Monthly Report

Data for May 2023

Adult Probation Supervision Population Trend by Case Type 12-month look-back from report date: 5/31/2023

	Total Supervised		Mandatory Supervision		PRCS		Probation	
5/31/2022	1,082	100%	104	9.61 %	164	15.16%	818	75.60 %
6/30/2022	1,096	100%	109	9.95 %	168	15.33%	823	75.09 %
7/31/2022	1,110	100%	116	10.45 %	169	15.23%	831	74.86%
8/31/2022	1,117	100%	116	10.38 %	168	15.04 %	840	75.20 %
9/30/2022	1,123	100%	118	10.51 %	171	15.23%	840	74.80 %
10/31/2022	1,121	100%	119	10.62 %	170	15.17%	839	74.84 %
11/30/2022	1,129	100%	116	10.27 %	171	15.15%	847	75.02 %
12/31/2022	1,124	100%	116	10.32 %	170	15.12 %	845	75.18%
1/31/2023	1,116	100%	115	10.30 %	170	15.23 %	840	75.27%
2/28/2023	1,123	100%	114	10.15 %	177	15.76 %	841	74.89 %
3/31/2023	1,135	100%	113	9.96 %	181	15.95 %	849	74.80 %
4/30/2023	1,143	100%	109	9.54 %	183	16.01 %	860	75.24 %
5/31/2023	1,155	100%	112	9.70 %	189	16.36 %	864	74.81 %
Percentage by which each supervised population increased or decreased from 5/31/2022 to report month end date			8	7.69 %	25	15.24%	46	5.62 %

Note:

The above totals for all supervised populations represent the end-counts of the supervised populations as of the last day of the report month, including individuals on warrant. Individuals with more than one supervision case type (dual supervisions) are counted once in each category. The combined percentage values of the supervised groups will not add up to 100% due to dual supervisions.

**SRP Pre-Sentence Caseload Count for Report Month
between 05/01/2023 and 5/31/2023**

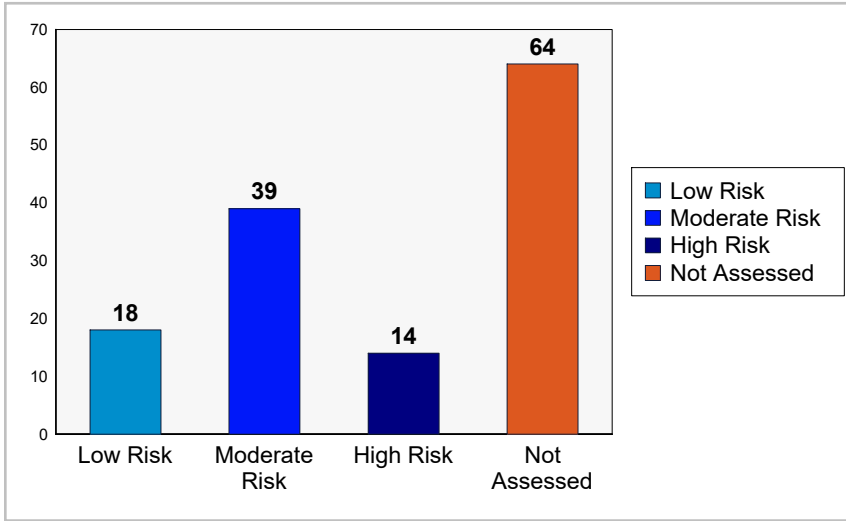
	Supes Open at Start	New Supes Opened	Supes Ended	Supes Open at End
PRS-SRP 1	45	14	13	46
PRS-SRP 2	57	13	11	59
PRS-SRP 3	10	2	0	12
PRS-SRP 4	0	0	0	0
PRS-SRP Inactive	0	0	0	0
PRS-SRP Intake	0	0	0	0
Totals:	112	29	24	117

**SRP Pre-Sentence Supervision
Length of Participation "Snap-Shot" Counts
for Supervisions Active on 5/31/2023**

Average number of months: **5**
 Greatest number of months: **32**
 Median number of months: **2**

Notes: Length counts are for SRP pre-sentence supervisions active on point-in-time date 5/31/2023.

**Risk Level Counts for Supervised Release Pre-Sentence Supervisions
Active between 5/1/2023 and 5/31/2023**



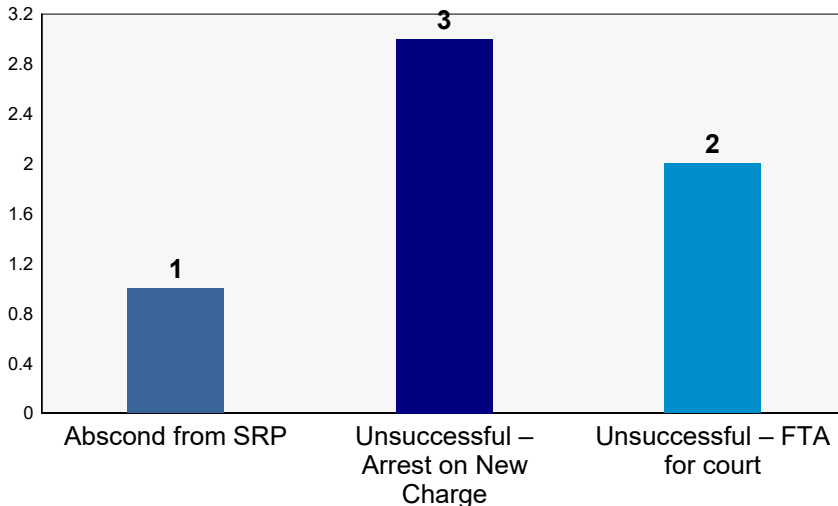
The bar chart identifies risk level counts for the total **135** SRP Pre-Sentence participants, whose supervisions were active at some point between **5/1/2023** and **5/31/2023**.

Risk levels are based on evidenced based ORAS Score levels:
 Low Risk: 0-2
 Moderate Risk: 3-5
 High Risk: 6-9

SRP Pre-Sentence Supervision Termination Outcomes between 5/1/2023 and 5/31/2023

	Total	Successful	Unsuccessful
Total	24 100.00%	18 75.00%	6 25.00%

Reasons for Unsuccessful Supervision Terminations



Notes: between **5/1/2023** and **5/31/2023**, **24** SRP pre-sentence supervisions terminated.

Of the **24** terminations, **18** were successful, and **6** were unsuccessful.

The bar chart identifies the reasons for the **6** unsuccessful terminations.

Any participant that died during supervision would be excluded from the outcomes. **0** participants died during the report period.

Formal Probation Supervision (Case Type) Termination Outcomes between 5/1/2023 to 5/31/2023

Formal Supervision Outcomes	17	100.00%
Successful	11	64.71%
Revoked - Prison - CDCR	6	35.29%

Note: the supervision outcomes above exclude 2 supervisions with "other outcome".

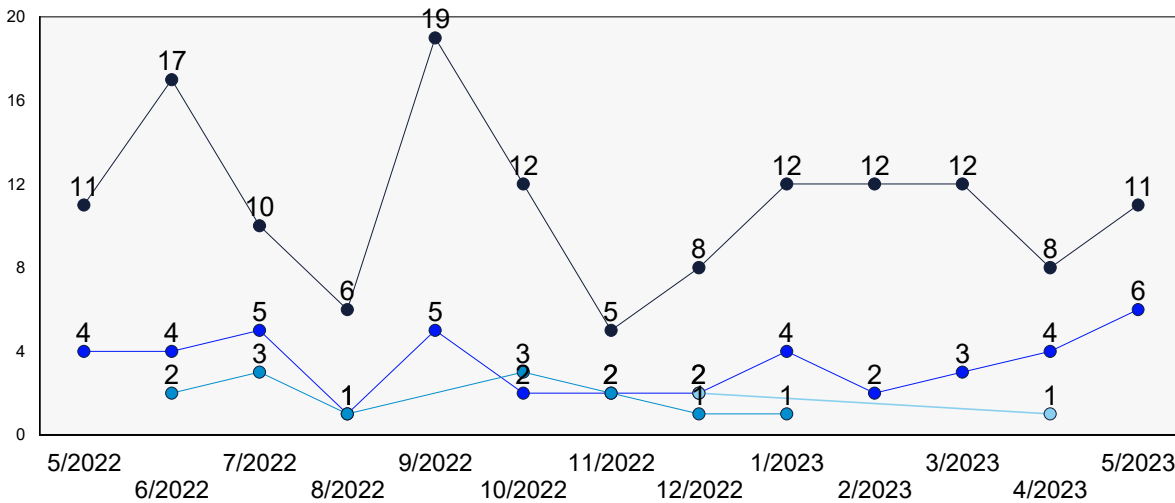
Total Formal supervisions completed: **19**
 Total successful completions: **11**
 Total unsuccessful completions: **6**
 Number of offender(s) sent to state prison (CDCR):**6**
 Number of offender(s) sent to local jail: **0**
 Total completions with unmeasurable "other" outcomes: **2**

Formal Probation (Case Type) Supervision Termination Outcomes 12-Month Lookback from 5/1/2022 to 5/31/2023

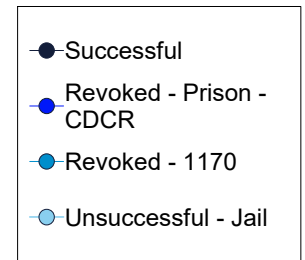
Formal Probation Outcomes Totals	203	100.00%
Successful	143	70.44%
Revoked - Prison - CDCR	44	21.67%
Revoked - 1170	13	6.40%
Unsuccessful - Jail	3	1.48%

Note: the supervision outcomes above exclude 38 supervisions with "other outcome".

Total Formal Probation supervisions completed: **241**
 Total successful completions: **143**
 Total unsuccessful completions: **60**
 Number of offender(s) sent to state prison (CDCR):**44**
 Number of offender(s) sent to local jail: **16**
 Total completions with unmeasurable "other" outcomes: **38**



12-Month Lookback: Supervision Outcomes



Total = 203(count excludes supervision terminations without measurable outcomes)

Mandatory Supervision (Case Type) Termination Outcomes between 5/1/2023 to 5/31/2023

Mandatory Supervision Outcomes	3	100.00%
Successful	2	66.67%
Revoked - Prison - CDCR	1	33.33%

Note: the supervision outcomes above exclude 0 supervision(s) with "other outcome".

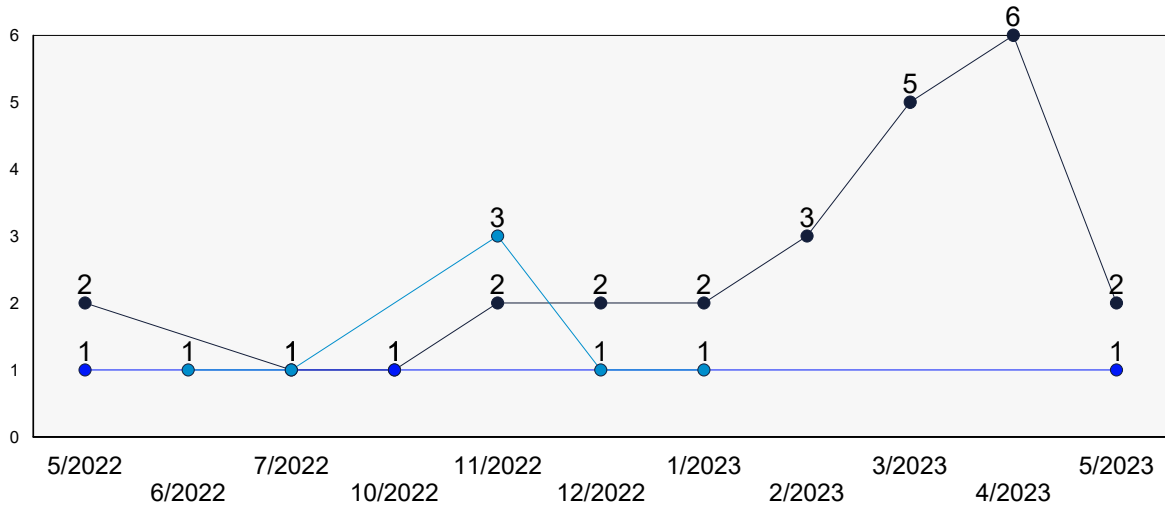
Total Mandatory supervisions completed: **3**
 Total successful completions: **2**
 Total unsuccessful completions: **1**
 Number of offender(s) sent to state prison (CDCR): **1**
 Number of offender(s) sent to local jail: **0**
 Total completions with unmeasurable "other" outcomes: **0**

Mandatory Supervision (Case Type) Termination Outcomes 12-Month Lookback from 5/1/2022 to 5/31/2023

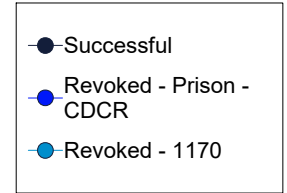
Mandatory Supervision Outcomes	36	100.00%
Successful	26	72.22%
Revoked - Prison - CDCR	3	8.33%
Revoked - 1170	7	19.44%

Note: the supervision outcomes above exclude 2 supervisions with "other outcome".

Total Mandatory supervisions completed: **38**
 Total successful completions: **26**
 Total unsuccessful completions: **10**
 Number of offender(s) sent to state prison (CDCR):**3**
 Number of offender(s) sent to local jail: **7**
 Total completions with unmeasurable "other" outcomes: **2**



12-Month Lookback: Supervision Outcomes



Total = 36 (count excludes supervision terminations without measurable outcomes)

PRCS (Case Type) Supervision Termination Outcomes between 5/1/2023 to 5/31/2023

PRCS Supervision Outcome Totals:	4	100.00%
Successful	4	100.00%

Note: the supervision outcomes above exclude 1 supervisions with "other outcome".

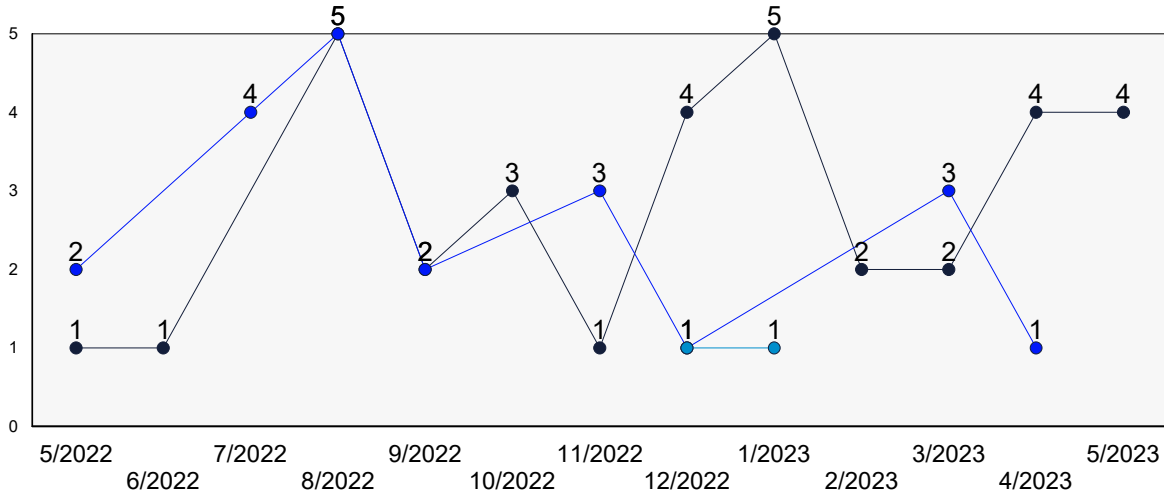
Total PRCS supervisions completed: **5**
 Total successful completions: **4**
 Total unsuccessful completions: **0**
 Number of offender(s) sent to state prison (CDCR):**0**
 Number of offender(s) sent to local jail: **0**
 Total completions with unmeasurable "other" outcomes: **1**

PRCS (Case Type) Supervision Termination Outcomes 12-Month Lookback from 5/1/2022 to 5/31/2023

PRCS Supervision Outcome Totals:	57	100.00%
Successful	34	59.65%
Revoked - Prison - CDCR	21	36.84%
Revoked - 1170	2	3.51%

Total PRCS supervisions completed: **65**
 Total successful completions: **34**
 Total unsuccessful completions: **23**
 Number of offender(s) sent to state prison (CDCR):**21**
 Number of offender(s) sent to local jail: **2**
 Total completions with unmeasurable "other" outcomes: **8**

Note: the supervision outcomes above exclude **8** supervisions with "other outcome".



12-Month Lookback: Supervision Outcomes



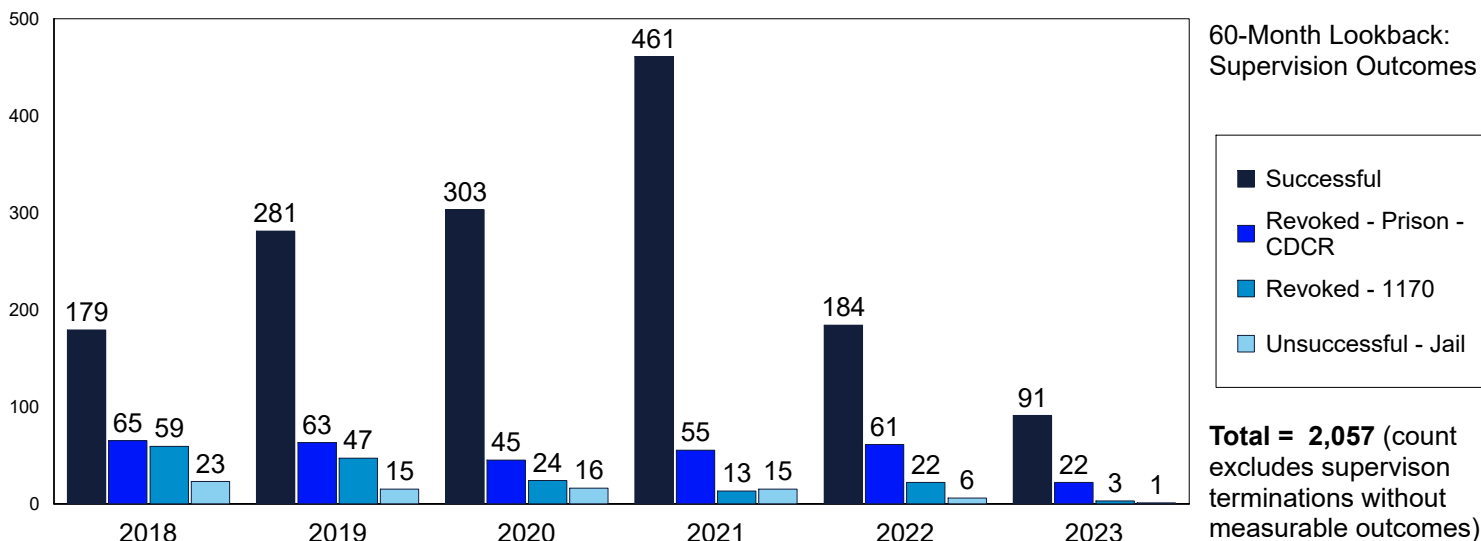
Total =65 (count excludes supervision terminations without measurable outcomes)

Adult Supervision Termination Outcomes (all Case Types) 60-Month Lookback from 5/1/2018 to 5/31/2023

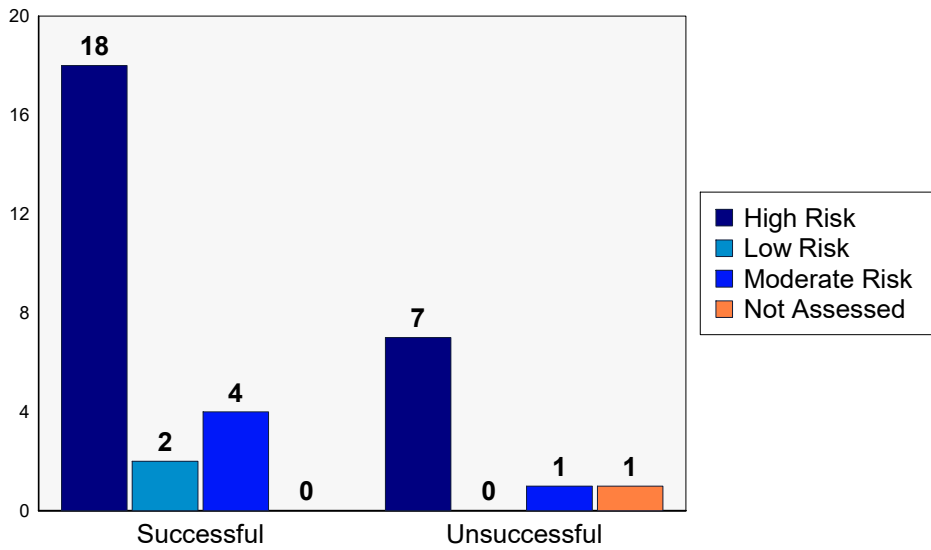
	Total	
Total	2,054	100.00%
Successful	1,499	72.98%
Revoked - Prison - CDCR	311	15.14%
Revoked - 1170	168	8.18%
Unsuccessful - Jail	76	3.70%

Total adult supervisions completed: **2,422**
 Total successful completions: **1,499**
 Total unsuccessful completions: **558**
 Number of offender(s) sent to state prison (CDCR): **311**
 Number of offender(s) sent to local jail: **244**
 Total completions with unmeasurable "other" outcomes: **365**

Note: the above count excludes 365 supervision terminations without measurable outcomes.



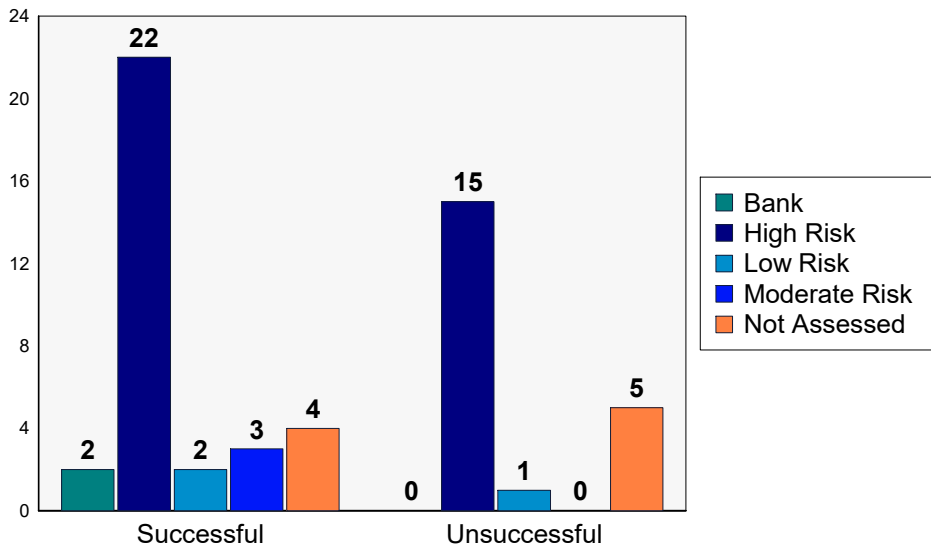
**Mandatory Supervision ("Split Sentence") Completion Outcomes by Risk Classification Levels
between 6/1/22 and 5/31/2023 (12-month lookback)**



	Total		Successful		Unsuccessful	
Total	33	100.00%	24	72.73%	9	27.27%
High Risk	25	100.00%	18	72.00%	7	28.00%
Low Risk	2	100.00%	2	100.00%	0	0.00%
Moderate Risk	5	100.00%	4	80.00%	1	20.00%
Not Assessed	1	100.00%	0	0.00%	1	100.00%

Note: count total excludes 2 supervisions that ended without measurable outcomes, due to reasons such as transfer or death.

**PRCS Supervision Completion Outcomes by Risk Classification Level
between 6/1/22 and 5/31/2023 (12-month lookback)**



	Total		Successful		Unsuccessful	
Total	54	100.00%	33	61.11%	21	38.89%
Bank	2	100.00%	2	100.00%	0	0.00%
High Risk	37	100.00%	22	59.46%	15	40.54%
Low Risk	3	100.00%	2	66.67%	1	33.33%
Moderate Risk	3	100.00%	3	100.00%	0	0.00%
Not Assessed	9	100.00%	4	44.44%	5	55.56%

Note: count total excludes 7 supervisions that ended without measurable outcomes, due to reasons such as transfer or death.

AB109 Realignment Fund Amounts Paid to Vendors for Contracted Services during FY 22-23
Information is current as of 6/13/2023

Table A	Total	Completed	Didn't Complete	Pending	Service Rolled-
Total	45	24	4	16	1
Sex Offender Treatment	9	3	0	5	1
Transitional Housing	36	21	4	11	0

Table B		Total
Total		(\$20,242.00)
Sex Offender Treatment	Total	(\$9,545.00)
	Narum Clinical	(\$9,545.00)
Transitional Housing	Total	(\$10,697.00)
	Cornerstones	(\$1,847.00)
	Feather House	(\$885.00)
	Ginger's House	(\$1,215.00)
	Redwood Reco	(\$3,600.00)
	Sage House	(\$3,150.00)
	Waterfront Reco	

Table A shows the number of approved service orders and their outcome status as of 6/13/2023

Table B shows the amounts submitted for payment for FY 21-22 services as of 6/13/2023 by vendor and service type.