

Humboldt County Community Corrections Partnership

Executive Committee Meeting

Required Member Agencies (pursuant to Penal Code Section 1230.1(b): Chief Probation Officer – Chair, Chief of Police, Sheriff, District Attorney, Public Defender, presiding judge of the Superior Court (or designee), and one representative from Mental Health, AOD or Social Services (pursuant to PC1230(b) (2)(G), (H) or (J), as designated by the Board of Supervisors).

DATE: APRIL 15, 2026

TIME: 12:15PM - 1:15PM

LOCATION: HUMBOLDT COUNTY COURTHOUSE, 825 5TH STREET, 1ST FLOOR, CONFERENCE ROOM A

- I. **Call To Order**
- II. **Roll Call Of Voting Members**
- III. **Review And Approval Of Minutes - March 18, 2026**

Documents:

[HCCCP EC Minutes 03182026 - DRAFT.pdf](#)

- IV. **Adjustments To Agenda**
- V. **Review Of AB109 Trust Fund And Budget**
- VI. **ACTION ITEM - FUNDING REQUEST: Social Worker Position In Public Defender's Office**

The Public Defender's office is requesting continued funding for the Social Worker position for Fiscal Year 26/27 in the amount of \$132,509.00

- VII. **FUNDING REQUEST: Renewal Of Public Defender Case Management System Costs**

The Public Defender's office is requesting a renewal of funding to cover the annual maintenance, licensing, and storage costs associated with their eDefender case management system. This request will span 5 fiscal years beginning in FY26/27 and at the completion of FY30/31.

Documents:

[HCCCP Funding Request April 2026.pdf](#)

- VIII. **DISCUSSION ITEM: New Day Reporting Center Location**

605 K Street, Eureka, CA as a potential new site for the Day Reporting Center.

IX. **DISCUSSION ITEM: Wellpath Contract**

X. **DISCUSSION: CalAIM**

XI. **Review Of Realignment Data**

Monthly review of data submitted by CCP Plan Partners

Documents:

[DHHS Forensics 03-2026.pdf](#)
[03-2026 CCP 25-26 Report.pdf](#)

XII. **Set Agenda For Next Meeting (May 20, 2026)**

XIII. **Roundtable**

XIV. **Adjourn**

Humboldt County Community Corrections Partnership

Executive Committee Meeting

Required Member Agencies (pursuant to Penal Code Section 1230.1(b): Chief Probation Officer – Chair, Chief of Police, Sheriff, District Attorney, Public Defender, presiding judge of the Superior Court (or designee), and one representative from Mental Health, AOD or Social Services (pursuant to PC1230(b) (2)(G), (H) or (J), as designated by the Board of Supervisors).

DATE: MARCH 18, 2026

TIME: 12:15PM - 1:15PM

LOCATION: HUMBOLDT COUNTY COURTHOUSE, 825 5TH STREET, 1ST FLOOR, CONFERENCE ROOM A

I. Call to Order

Chief Coral Sanders called the meeting to order at 12:15pm.

II. Roll Call of Voting Members

Coral Sanders, Chief Probation Officer – present

Stacey Eads, District Attorney – present

William Honsal, Sheriff – present

Ron Sligh, Ferndale Chief of Police – present

Luke Brownfield, Public Defender – present

Connie Beck, Director of DHHS – present

Kelly Neel, Superior Court Judge – Meara Hattan proxy

III. Review and Approval of Minutes - February 18, 2026

Sheriff Honsal motioned to approve the February meeting minutes.

Chief Sligh Seconded the motion.

A vote was taken, and the motion was carried unanimously.

IV. Adjustments to Agenda

No adjustments to the agenda were made.

V. Review of AB109 Trust Fund and Budget

Elisha Hardison provided a report out on the current status of the AB109 Trust:

- No new adjustments from last month.
- The funds for the WellPath employees will be moved out of the trust; DHHS positions previously covered by this funding will be deallocated next FY.

VI. DISCUSSION ITEM: New Day Reporting Center Location

605 K Street, Eureka, CA as a potential new site for the Day Reporting Center.

Sheriff Honsal stated that the Library has space which could be an opportunity to co-locate with other County department offices. The Sheriff has inquired about moving some of their existing offices to this location to free up existing Courthouse space for a potential Day Reporting Center. The Library and current HCSO offices are two spaces currently owned by the County. It is not the intention to stall any progress towards a new day reporting center; timelines would be a large factor on if this could be a feasible option.

VII. DISCUSSION ITEM: Wellpath Contract

The contract is going to the Board next week.

VIII. DISCUSSION: CalAIM

The recruitment just closed and was very successful with 27 applicants. Office locations have been identified for potential new staff.

IX. Review of Realignment Data

Monthly review of data submitted by CCP Plan Partners

Probations Supervised Release Program has been short staffed leading to a decrease in field contacts.

X. Set Agenda for Next Meeting (April 15, 2026)

To place an item on the agenda, please email: Coral Sanders csanders@co.humboldt.ca.us and Lauren Lund LLund@co.humboldt.ca.us

Connie Beck will present more information regarding the status of Partnership.

XI. Roundtable

XII. Adjourn

The meeting was adjourned at 12:39pm.



Memo

Date: April 7, 2026

To: Community Corrections Partnership Committee

From: Luke Brownfield, Public Defender

Re: Funding Request for Social Worker & Case Management Fees

The HCCCP Executive Committee previously approved funding for a full-time Public Defender (PD) social worker. The Public Defender's Office respectfully requests continued funding for this position for FY 2026/27 in the amount of \$132,509.

In addition, the Public Defender's Office requests renewal of HCCCP's prior commitment to fund the annual maintenance, licensing, and storage costs associated with the PD's case management system, eDefender for a five-year period. A detailed proposal of the annual costs is attached for your review.

Thank you for your time and consideration.



PUBLIC DEFENDER
COUNTY OF HUMBOLDT

1001 4TH STREET, EUREKA, CA 95501

TELEPHONE (707) 445-7634

FAX (707) 445-7320

April 2026

Proposal for Continued Funding
Case Management Software – eDefender

Annual Software License and Maintenance Fees – Vendor: Journal Technologies

Year 1	FY 2026/27	\$ 83,811
Year 2	FY 2027/28	\$ 88,002
Year 3	FY 2028/29	\$ 92,402
Year 4	FY 2029/30	\$ 97,022
Year 5	FY 2030/31	\$101,873

The current contract with Journal Technologies includes an annual CPI increase of 1.05%

See attached Journal Technology invoice that will be paid July 1, 2026.

INVOICE

**Journal Technologies, Inc.**

915 E 1st Street
Los Angeles CA 90012
United States
Phone: 213-229-5300
ar@journaltech.com

DATE:

3/27/2026

INVOICE #:

J14869

BILL TO

HUMBOLDT COUNTY PUBLIC DEFENDER'S OFFICE
Attn: Marie Essig
1001 4th Street
Eureka CA 95501
United States

SHIP TO

HUMBOLDT COUNTY PUBLIC DEFENDER'S OFFICE
Attn: Marie Essig
1001 4th Street
Eureka CA 95501
United States

PO #	Currency	DUE DATE	TERMS
	US Dollar	4/26/2026	Net 30

ITEM	DESCRIPTION	QTY	RATE	AMOUNT
eDefender	License & Maintenance Fee: 38 Users x \$1,477.47 x 1.05 CPI Increase = \$58,951.05 3/22/2026 - 3/21/2027	38	\$1,551.34	\$58,951.05
Hosting	Hosting Fee: 38 users x \$474.92 x 1.05 CPI Increase = \$18,949.31 3/22/2026 - 3/21/2027	38	\$498.67	\$18,949.31
Hosting	1 TB Storage Fee: \$5,629.53 x 1.05 CPI Increase = \$5,911.01 3/22/2026 - 3/21/2027	1	\$5,911.01	\$5,911.01

INVOICE



Journal Technologies, Inc.
915 E 1st Street
Los Angeles CA 90012
United States
Phone: 213-229-5300
ar@journaltech.com

DATE:

3/27/2026

INVOICE #:

J14869

SUBTOTAL	\$83,811.37
TAX TOTAL	\$0.00
TOTAL	\$83,811.37
AMOUNT PAID	\$0.00
AMOUNT DUE	\$83,811.37

Remittance Instructions

Make checks payable to

Journal Technologies Inc
File 2689
1801 W Olympic Blvd
Pasadena, CA 91199-2689

Electronic Payments (ACH/Wires)

Account: Journal Technologies, Inc.
Account Type: Checking
Bank: Citi National Bank
Account #: 211013052
Routing: 122016066
Bank Address: 555 South Flower
Street, 12th Floor, Los Angeles, CA
90071

FEIN: 87-0626854

DHHS - Tracking Data Elements for CCRC

	FY 2024-2025	Jul-25	Aug-25	Sep-25	Oct-25	Nov-25	Dec-25	Jan-26	Feb-26	Mar-26	Apr-26	May-26	Jun-26	FY 2025-2026
Employment Training Division														
# of Clients Informed by ETD of Available Services	66	8	6	3	7	4	6	2	6	3				45
# of New Clients this Month	137	7	27	14	13	17	8	2	6	11				105
Total Services Delivered to new & returning clients	421	28	30	32	30	23	26	26	16	22				233
# Provided Vocational Assessments	0	0	0	0	0	0	0	0	0	0				0
# Enrolled in Voc Training	0	0	0	0	0	0	0	0	0	0				0
# of WEX and/or OJT Placements	2	0	0	1	0	1	0	0	0	0				2
# Entered Employment	2	1	0	1	0	0	2	4	1	1				10
Behavioral Health														
Time between referral and treatment encounter (days)	2.8	3.6	2.5	2.7	1.5	2.4	1.0	1.2	0.8	1.3				1.9
# of encounters by staff.	6137	462	425	348	324	260	246	295	242	342				2944
# of encounters by prescriber.	1056	88	24	42	25	33	28	32	23	37				332
# of unique encounters.	2629	196	190	191	171	156	165	163	137	164				1533
# of treatment hours by providers.	4238	319	301	240	217	188	183	213	178	251				2090
# of clients with Dual Diagnosis (medical, SUD, BH).	2373	184	179	178	157	138	143	144	124	149				1396
Number of clients receiving acute care (safety cell & acute transfer to SV/CSU).	492	52	52	65	56	52	51	54	56	54				492
Total Referrals	967	107	99	108	93	98	78	84	101	85				853
# AWOL	8	1	2	1	0	2	0	0	4	1				11
# Admit Medical Hospital	13	1	1	1	0	4	0	0	2	2				11
# CSU	123	13	13	17	21	22	15	12	19	9				141
# Out of County	467	54	45	42	37	44	27	30	41	30				350
# SV	201	28	21	20	19	14	24	21	22	17				186
# Did Not Meet Criteria for Hold	155	10	17	27	16	12	12	21	13	26				154
# of FIST doubts	81	4	8	4	4	7	6	3	1	6				43
# of FIST determinations	50	6	2	2	3	2	6	3	3	0				27
# of FIST restored	37	4	4	7	5	2	5	0	2	1				30
% Homeless Living Arrangement	41%	41%	37%	41%	32%	48%	42%	42%	41%	38%				40%
% Housed Living Arrangement	47%	50%	49%	47%	55%	39%	40%	43%	41%	46%				46%
% Treatment Facility Living Arrangement	12%	9%	15%	11%	13%	13%	18%	15%	18%	16%				14%

DHHS Data Explanations / Definitions

Employment Training Division	
# of Clients Informed by ETD of Available Services	# of Clients who have been informed by ETD staff either individually or in a group orientation about ETD's available services
# of New Clients this Month	# of Clients who have met one-on-one with an ETD staff member for an initial vocational counseling session or other work readiness service
Total Services Delivered to new & returning clients	Total # of services delivered during month - includes services to new and returning clients
# Provided Vocational Assessments	# of clients who have received one or more of the following vocational assessments:
	- CareerScope - measures career aptitudes and attraction
	- Emotional Intelligence Success Profiler - measures social/Emotional barriers affecting work Success
	- Keirseey Temperament Sorter - Identifies personality traits, attitudes, values & talents
# Enrolled in Voc Training	# of Clients enrolled in a vocational training program through a local college or private provider
# of WEX and/or OJT Placements	# of Clients placed in a work-experience or on-the-job-training subsidize job
# Entered Employment	# of AB109 Client to enter unsubsidized employment
Behavioral Health	
Time between referral and treatment encounter (days)	Average number of days between a referral and being seen for BH health services
# of encounters by staff.	# of BH service instances performed by providers
# of encounters by prescriber.	# of BH service instances performed by Drs and NPs
# of unique encounters.	# of clients who received service one or more times during a month
# of treatment hours by providers.	Total number of logged hours providing a service to a client
# of clients with Dual Diagnosis (medical, SUD, BH).	# of clients who received mental health services and had a non-mental health diagnosis code
Number of clients receiving acute care (safety cell & acute transfer to SV/CSU).	# of clients referred to SV, CSU, SUD, transferred out of county, or admitted to a medical facility after a hold
Total Referrals	# of outcomes and referrals from a temporary hold
# Admit Medical Hospital	# of transfers to a medical facility after a temporary hold
# CSU	# of transfers to CSU from a temporary hold
# Out of County	# of transfers to an 'out of county' facility after a temporary hold
# SV	# of transfers to SV from a temporary hold
# AWOL	# of instances of a client AWOL
# Did Not Meet Criteria for Hold	# who determined to not meet criteria for a temporary 1799 or 5150 hold
# of FIST doubts	# of Felony Incompetent to Stand Trial 1368's with competency doubts
# of FIST determinations	# of Felony Incompetent to Stand Trial receiving a 1370 order
# of FIST restored	Total # of Felony Incompetent to Stand Trial instances where competency was determined or declared
% Homeless Living Arrangement	% Clients receiving service and identifying as having a homeless living arrangement out of all clients with a noted living arrangement
% Housed Living Arrangement	% Clients receiving service and identifying as having a homeless living arrangement out of all clients with a noted living arrangement
% Treatment Facility Living Arrangement	% Clients receiving service and identifying as having a treatment facility as their living arrangement out of all clients with a noted living arrangement

**Humboldt County Correctional Facility (HCCF)
Number of Jail Inmates Requiring Mental Health and Medical Services by Month
2025-2026**

Jail Inmates Requiring Mental Health Services	Humboldt County Jail Mental Health Services												
Mental Health Services :	Jul-25	Aug-25	Sep-25	Oct-25	Nov-25	Dec-25	Jan-26	Feb-26	Mar-26	Apr-26	May-26	Jun-26	Monthly Average
1. Number of Mental Health cases open on last day of month	437	378	442	374	319	264	310	215	307				338
2. Number of new Mental Health cases opened during month	191	175	146	115	117	89	144	90	107				130
3. Number of inmates receiving psychotropic medications on last day of month	128	136	146	158	150	150	100	160	170				144

1. Calculation is based on tally of all inmates in the offender management system census, printed on the last business day of the month, who received Mental Health services during the month. This also includes those who are continuously incarcerated and continue to receive Mental Health services.
2. Calculation is based on comparison of the current month's census with the previous month's census of those incarcerated, and tally of new inmates opened for services during the current month.
3. Calculation is based on comparing the jail medication list with the jail census and tallying the total number of clients who are receiving psychotropic medications.

County of Humboldt Community Corrections Partnership Monthly Report Data for March 2026

Adult Probation Supervision Population Trend by Case Type 12-month look-back from report date: 3/31/2026

	Total Supervised		Mandatory Supervision		PRCS		Probation	
3/31/2025	1,142	100%	110	9.63 %	175	15.32%	877	76.80 %
4/30/2025	1,132	100%	104	9.19 %	173	15.28%	873	77.12 %
5/31/2025	1,136	100%	103	9.07 %	174	15.32%	874	76.94%
6/30/2025	1,133	100%	101	8.91 %	169	14.92 %	880	77.67 %
7/31/2025	1,145	100%	103	9.00 %	170	14.85%	888	77.55 %
8/31/2025	1,142	100%	100	8.76 %	171	14.97%	888	77.76 %
9/30/2025	1,132	100%	101	8.92 %	177	15.64%	872	77.03 %
10/31/2025	1,148	100%	105	9.15 %	166	14.46 %	892	77.70%
11/30/2025	1,156	100%	108	9.34 %	167	14.45 %	895	77.42%
12/31/2025	1,154	100%	107	9.27 %	163	14.12 %	901	78.08 %
1/31/2026	1,145	100%	104	9.08 %	163	14.24 %	893	77.99 %
2/28/2026	1,142	100%	104	9.11 %	165	14.45 %	888	77.76 %
3/31/2026	1,159	100%	103	8.90 %	164	14.15 %	908	78.34 %
Percentage by which each supervised population increased or decreased from 3/31/2025 to report month end date			-7	-6.36 %	-11	-6.29%	31	3.53 %

Note:

The above totals for all supervised populations represent the end-counts of the supervised populations as of the last day of the report month, including individuals on warrant. Individuals with more than one supervision case type (dual supervisions) are counted once in each category. The combined percentage values of the supervised groups will not add up to 100% due to dual supervisions.

**SRP Pre-Sentence Caseload Count for Report Month
between 03/01/2026 and 3/31/2026**

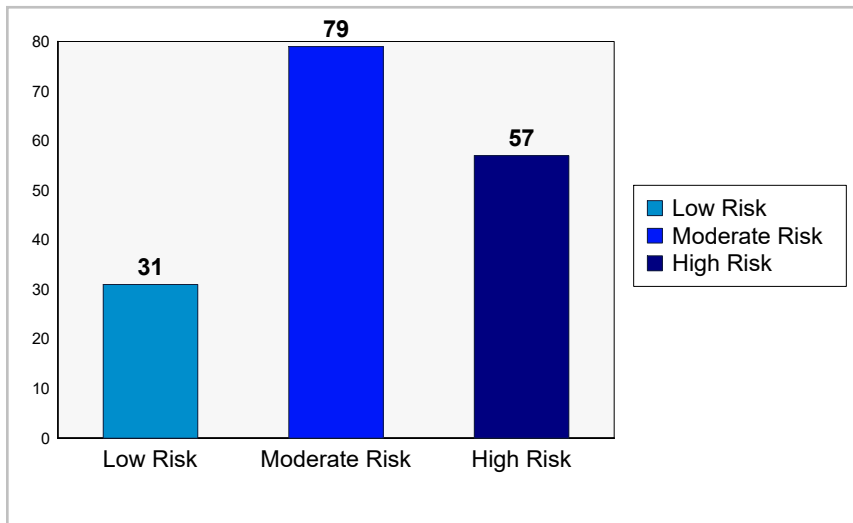
	Supes Open at Start	New Supes Opened	Supes Ended	Supes Open at End
PRS-SRP 1	62	14	16	60
PRS-SRP 2	61	22	20	63
PRS-SRP 3	0	0	0	0
PRS-SRP 4	0	0	0	0
PRS-SRP Inactive	0	0	0	0
PRS-SRP Intake	0	0	0	0
Totals:	123	36	36	123

**SRP Pre-Sentence Supervision
Length of Participation "Snap-Shot" Counts
for Supervisions Active on 3/31/2026**

Average number of months: **6**
 Greatest number of months: **22**
 Median number of months: **3**

Notes: Length counts are for SRP pre-sentence supervisions active on point-in-time date 3/31/2026.

**Risk Level Counts for Supervised Release Pre-Sentence Supervisions
Active between 3/1/2026 and 3/31/2026**



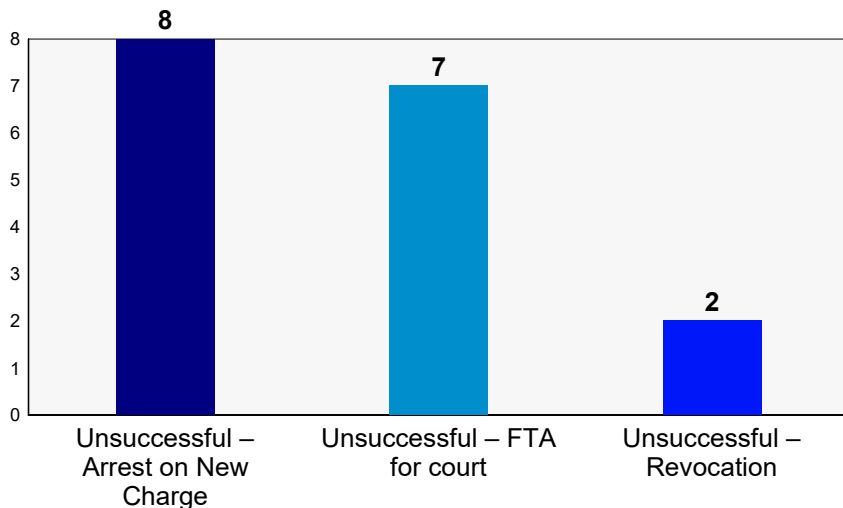
The bar chart identifies risk level counts for the total **152** SRP Pre-Sentence participants, whose supervisions were active at some point between **3/1/2026** and **3/31/2026**.

Risk levels are based on evidenced based ORAS Score levels:
 Low Risk: 0-2
 Moderate Risk: 3-5
 High Risk: 6-9

SRP Pre-Sentence Supervision Termination Outcomes between 3/1/2026 and 3/31/2026

	Total	Successful	Unsuccessful
Total	36 100.00%	19 52.78%	17 47.22%

Reasons for Unsuccessful Supervision Terminations



Notes: between **3/1/2026** and **3/31/2026**, **36** SRP pre-sentence supervisions terminated.

Of the **36** terminations, **19** were successful, and **17** were unsuccessful.

The bar chart identifies the reasons for the **17** unsuccessful terminations.

Any participant that died during supervision would be excluded from the outcomes. **0** participants died during the report period.

Formal Probation Supervision (Case Type) Termination Outcomes between 3/1/2026 to 3/31/2026

Formal Supervision Outcomes	13	100.00%
Successful	10	76.92%
Revoked - Prison - CDCR	2	15.38%
Revoked - 1170	1	7.69%

Note: the supervision outcomes above exclude 0 supervisions with "other outcome".

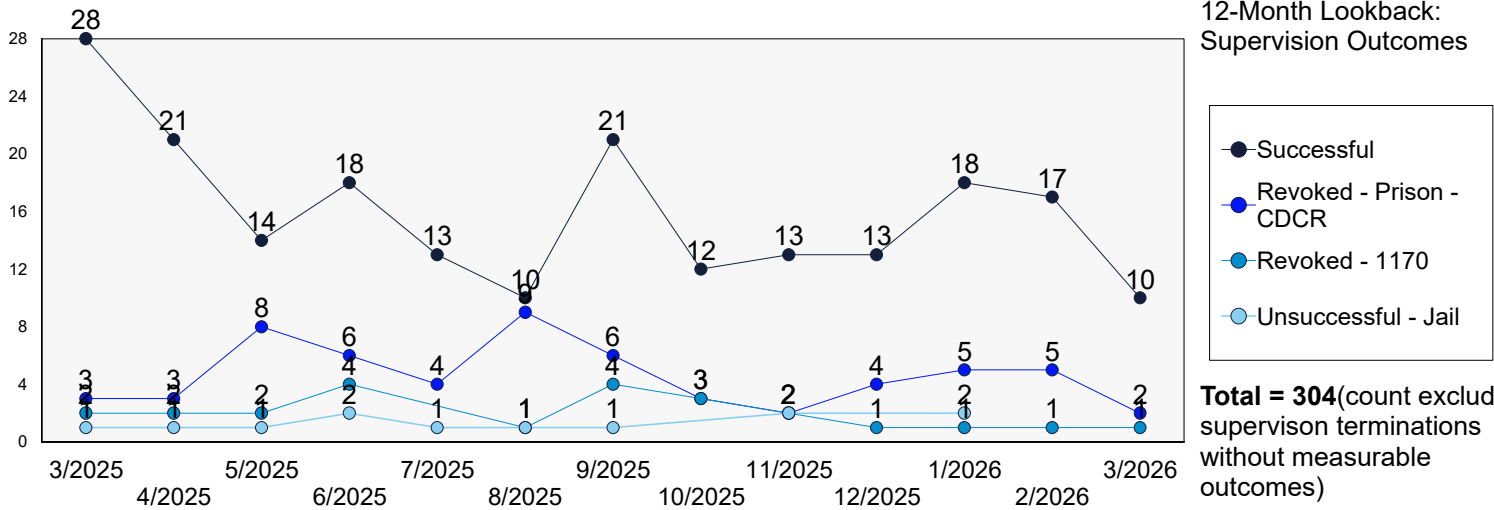
Total Formal supervisions completed: **13**
 Total successful completions: **10**
 Total unsuccessful completions: **3**
 Number of offender(s) sent to state prison (CDCR):**2**
 Number of offender(s) sent to local jail: **1**
 Total completions with unmeasurable "other" outcomes: **0**

Formal Probation (Case Type) Supervision Termination Outcomes 12-Month Lookback from 3/1/2025 to 3/31/2026

Formal Probation Outcomes Totals	304	100.00%
Successful	208	68.42%
Revoked - Prison - CDCR	60	19.74%
Revoked - 1170	24	7.89%
Unsuccessful - Jail	12	3.95%

Note: the supervision outcomes above exclude 25 supervisions with "other outcome".

Total Formal Probation supervisions completed: **329**
 Total successful completions: **208**
 Total unsuccessful completions: **96**
 Number of offender(s) sent to state prison (CDCR):**60**
 Number of offender(s) sent to local jail: **36**
 Total completions with unmeasurable "other" outcomes: **25**



12-Month Lookback: Supervision Outcomes

- Successful
- Revoked - Prison - CDCR
- Revoked - 1170
- Unsuccessful - Jail

Total = 304(count excludes supervision terminations without measurable outcomes)

Mandatory Supervision (Case Type) Termination Outcomes between 3/1/2026 to 3/31/2026

Mandatory Supervision Outcomes	3	100.00%
Successful	3	100.00%

Note: the supervision outcomes above exclude 0 supervision(s) with "other outcome".

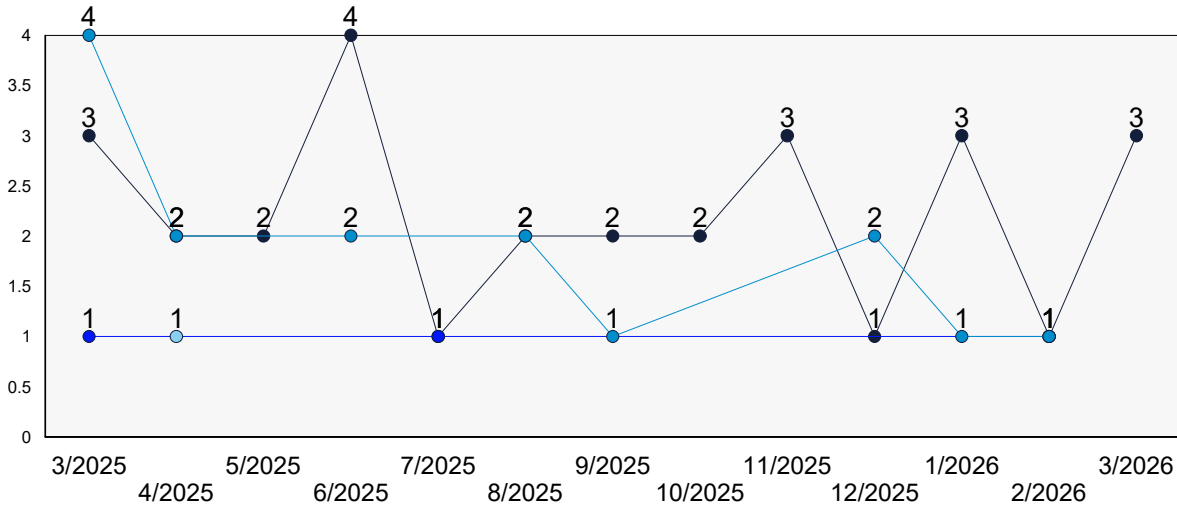
Total Mandatory supervisions completed: **3**
 Total successful completions: **3**
 Total unsuccessful completions: **0**
 Number of offender(s) sent to state prison (CDCR): **0**
 Number of offender(s) sent to local jail: **0**
 Total completions with unmeasurable "other" outcomes: **0**

Mandatory Supervision (Case Type) Termination Outcomes 12-Month Lookback from 3/1/2025 to 3/31/2026

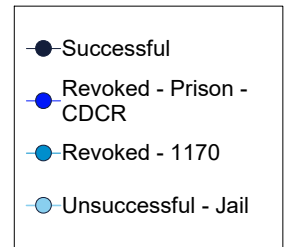
Mandatory Supervision Outcomes	48	100.00%
Successful	29	60.42%
Revoked - Prison - CDCR	3	6.25%
Revoked - 1170	15	31.25%
Unsuccessful - Jail	1	2.08%

Note: the supervision outcomes above exclude 8 supervisions with "other outcome".

Total Mandatory supervisions completed: **56**
 Total successful completions: **29**
 Total unsuccessful completions: **19**
 Number of offender(s) sent to state prison (CDCR):**3**
 Number of offender(s) sent to local jail: **16**
 Total completions with unmeasurable "other" outcomes: **8**



12-Month Lookback: Supervision Outcomes



Total = 48 (count excludes supervision terminations without measurable outcomes)

PRCS (Case Type) Supervision Termination Outcomes between 3/1/2026 to 3/31/2026

PRCS Supervision Outcome Totals:	2	100.00%
Successful	2	100.00%

Note: the supervision outcomes above exclude 3 supervisions with "other outcome".

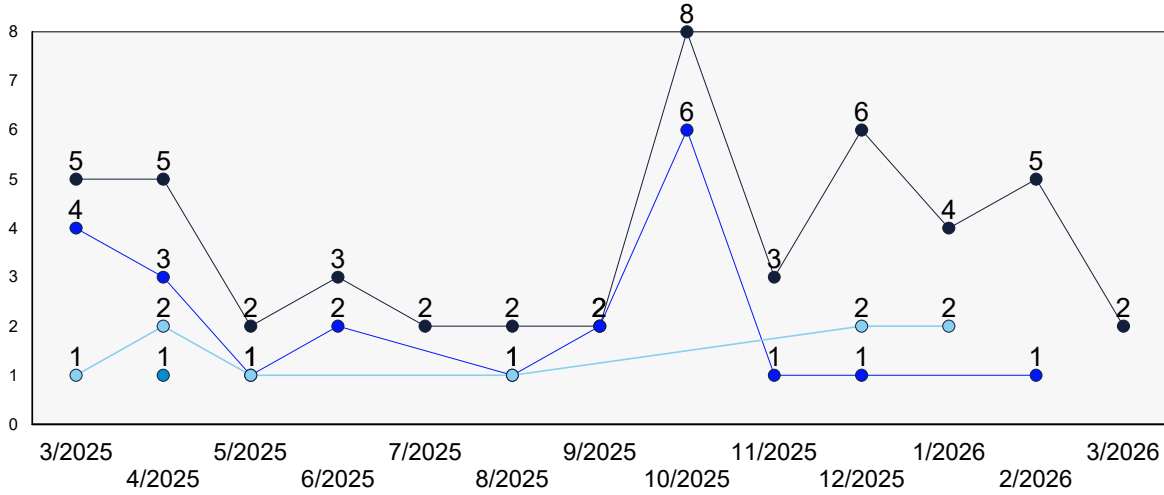
Total PRCS supervisions completed: **5**
 Total successful completions: **2**
 Total unsuccessful completions: **0**
 Number of offender(s) sent to state prison (CDCR):**0**
 Number of offender(s) sent to local jail: **0**
 Total completions with unmeasurable "other" outcomes: **3**

PRCS (Case Type) Supervision Termination Outcomes 12-Month Lookback from 3/1/2025 to 3/31/2026

PRCS Supervision Outcome Totals:	81	100.00%
Successful	49	60.49%
Revoked - Prison - CDCR	22	27.16%
Revoked - 1170	1	1.23%
Unsuccessful - Jail	9	11.11%

Note: the supervision outcomes above exclude **24** supervisions with "other outcome".

Total PRCS supervisions completed: **106**
 Total successful completions: **49**
 Total unsuccessful completions: **33**
 Number of offender(s) sent to state prison (CDCR):**22**
 Number of offender(s) sent to local jail: **10**
 Total completions with unmeasurable "other" outcomes: **24**



12-Month Lookback: Supervision Outcomes



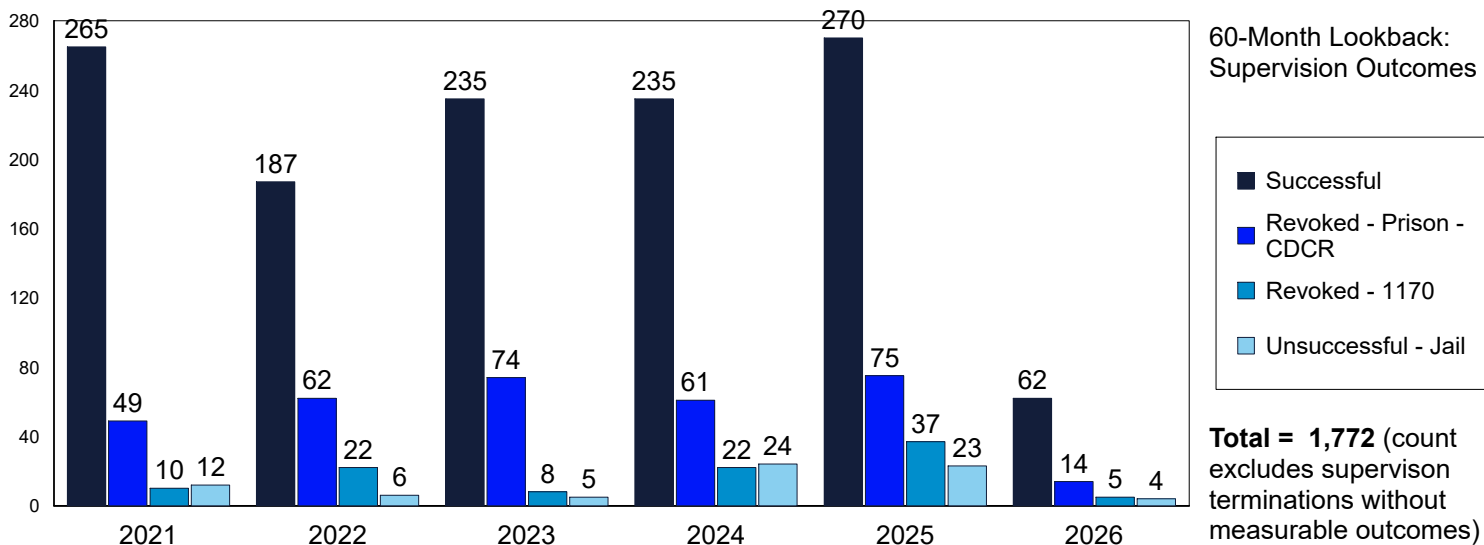
Total =106 (count excludes supervision terminations without measurable outcomes)

Adult Supervision Termination Outcomes (all Case Types) 60-Month Lookback from 3/1/2021 to 3/31/2026

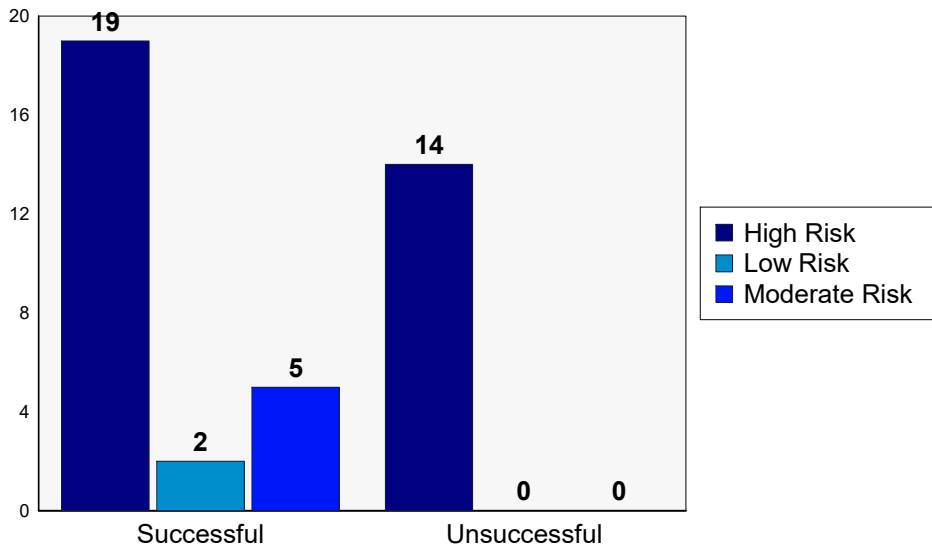
	Total	
Total	1,767	100.00%
Successful	1,254	70.97%
Revoked - Prison - CDCR	335	18.96%
Revoked - 1170	104	5.89%
Unsuccessful - Jail	74	4.19%

Total adult supervisions completed: **2,076**
 Total successful completions: **1,254**
 Total unsuccessful completions: **518**
 Number of offender(s) sent to state prison (CDCR): **335**
 Number of offender(s) sent to local jail: **178**
 Total completions with unmeasurable "other" outcomes: **304**

Note: the above count excludes 304 supervision terminations without measurable outcomes.



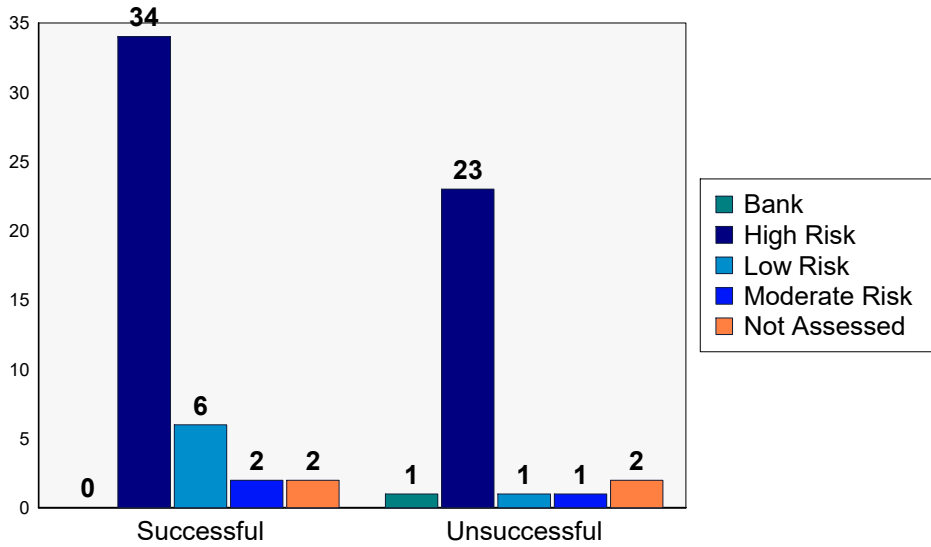
**Mandatory Supervision ("Split Sentence") Completion Outcomes by Risk Classification Levels
between 4/1/25 and 3/31/2026 (12-month lookback)**



	Total		Successful		Unsuccessful	
Total	40	100.00%	26	65.00%	14	35.00%
High Risk	33	100.00%	19	57.58%	14	42.42%
Low Risk	2	100.00%	2	100.00%	0	0.00%
Moderate Risk	5	100.00%	5	100.00%	0	0.00%

Note: count total excludes 8 supervisions that ended without measurable outcomes, due to reasons such as transfer or death.

**PRCS Supervision Completion Outcomes by Risk Classification Level
between 4/1/25 and 3/31/2026 (12-month lookback)**



	Total		Successful		Unsuccessful	
Total	72	100.00%	44	61.11%	28	38.89%
Bank	1	100.00%	0	0.00%	1	100.00%
High Risk	57	100.00%	34	59.65%	23	40.35%
Low Risk	7	100.00%	6	85.71%	1	14.29%
Moderate Risk	3	100.00%	2	66.67%	1	33.33%
Not Assessed	4	100.00%	2	50.00%	2	50.00%

Note: count total excludes 21 supervisions that ended without measurable outcomes, due to reasons such as transfer or death.

AB109 Realignment Fund Amounts Paid to Vendors for Contracted Services during FY 25-26
Information is current as of 4/7/2026

	Total	Complete	Didn't Cor	Not Used	Pending
Total	18	9	6	2	1
BIP	1	1	0	0	0
Transitional Housing	17	8	6	2	1

		Total
Total		(\$8,100.00)
BIP	Total	(\$550.00)
	Streets 2 Schools	(\$550.00)
Transitional Housing	Total	(\$7,550.00)
	Feather House	(\$550.00)
	Redwood Recovery Services	(\$4,500.00)
	Sage House	(\$2,500.00)

Table A shows the number of approved service orders and their outcome status as of 4/7/2026

Table B shows the amounts submitted for payment for FY 23-24 services as of 4/7/2026 by vendor and service type.